

GRID N

PLAN VIEW OF HEADFRAME
SCALE 1:100

LNA's - FINAL LOCATION TO BE CONFIRMED BY OPCS

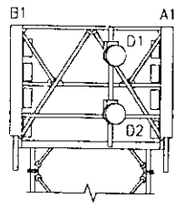

NORTH ELEVATION
SCALE 1:100

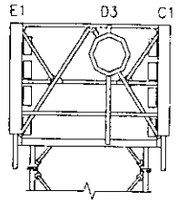

SOUTH EAST ELEVATION
SCALE 1:100

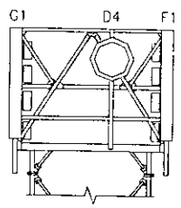

SOUTH WEST ELEVATION
SCALE 1:100

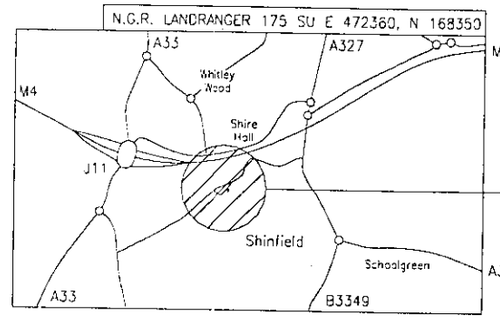

LOCATION PLAN SCALE 1:50000

FOR BLOCK PLAN REFER TO DRG.No. 102

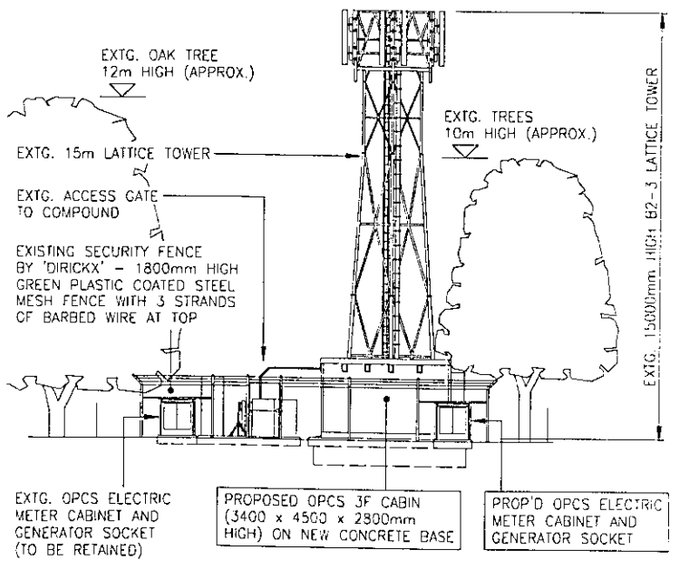

TOWER ELEVATION - TREES IN FOREGROUND OMITTED FOR CLARITY
SCALE 1:200

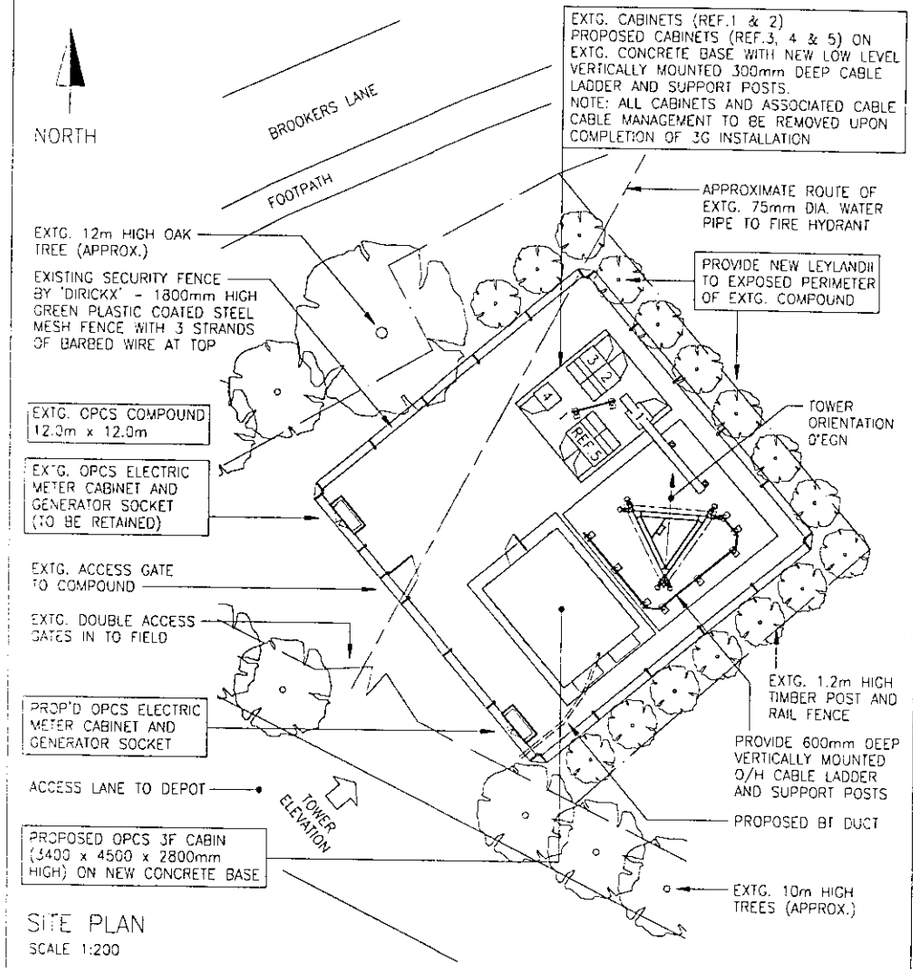

SITE PLAN
SCALE 1:200

OPCS CABINET REFERENCES
REF-1 - EXISTING TX13A TRANSMISSION CABINET - 770 x 645 x 2075 HIGH
REF-2 - EXISTING BTS CLASS 3.3 P CABINET - 770 x 645 x 1320 HIGH
REF-3 - PROPOSED BTS CLASS 3.3 R CABINET - 770 x 645 x 1320 HIGH
REF-4 - PROPOSED TX13A TRANSMISSION CABINET - 770 x 645 x 2075 HIGH
REF-5 - PROPOSED BTS CLASS 3.3 P&R CABINETS - 770 x 645 x 1320 HIGH
NOTE: ALL CABINETS TO BE REMOVED UPON COMPLETION OF 3G INSTALLATION

OPCS SAFETY SIGN REQUIREMENTS

1.1	TK011 TK013	1 PER EACH METER CABINET	5.1	TK019	1 GATE
1.2	TK014	1 PER EACH FENCE ELEVATION	5.2	TK020	1 GATE
1.5	TK008	1 TOWER LADDER	OPCS SECTORED ANTENNAE SIGN	TK017	1 GATE
3.1	TK001	1 GATE			

NOTE: INFORMATION HELD ON MS TAKES PRECEDENCE OVER ALL KEYS AND SCHEDULES SHOWN

OPCS PCN ANTENNA KEY

ITEM	FUNCTION	SECTOR	TYPE/SIZE	BEARING	HEIGHT TO TOP OF POLE MOUNT	HEIGHT TO CENTRE OF DISH	REMOTE MOUNTED RFU	LNA'S
A1	TX/RX	A	60° XPOLAR	330°EGN	15000mm			Y (x4)
B1	TX/RX	B	60° XPOLAR	30°EGN	15000mm			Y (x4)
C1	TX/RX	C	60° XPOLAR	90°EGN	15000mm			Y (x4)
E1	TX/RX	E	60° XPOLAR	150°EGN	15000mm			Y (x4)
F1	TX/RX	F	60° XPOLAR	210°EGN	15000mm			Y (x4)
G1	TX/RX	G	60° XPOLAR	270°EGN	15000mm			Y (x4)
D1	BRK0091		300mmø	358.8°EGN		14500mm	N	
D2	BRK0090		300mmø	355.7°EGN		13500mm	N	
D3			TBA	TBA		14500mm	N	
D4			TBA	TBA		14500mm	N	

CONSULTANT

SCOTT-WHITE & HOOKINS
CONSULTING ENGINEERS
HARMAN HOUSE ANDOVER ROAD
WINCHESTER HAMPSHIRE SO23 7BS
TEL: 01962 844855 FAX: 01962 841328

A3 ORIGINAL

0 10 20 30 40 50 60 70
MILLIMETERS

THIS DRAWING CONTAINS INFORMATION DERIVED FROM THE TOWER AND FOUNDATION DESIGN DATA PROVIDED BY R & T SWANN LIMITED JOHN ALLEN ASSOCIATES & TELECOM STRUCTURES CONSULTANCY

STATUS	REV	DESCRIPTION	BY	CHKD	APPD	DATE
	1	FIRST ISSUE FOR 3G UPGRADE	RL	LOCK	LOCK	25.03.00

3G UPGRADE

TITLE
GENERAL ARRANGEMENT
PULLEYN TRANSPORT
THREE MILE CROSS
READING, BERKSHIRE R015

DRAWING NUMBER 30/BRK/081/101
ISSUE 1

orange
Hutchison Telecom

Tudor House
The Royals
55 Victoria Road
London
NW10 6ND
Tel 0181 963 4100
Fax 0181 963 4101

11.MAY2000* 1353

0 10 20 30 40 50 60 70 80 90 100
0 1 2 3

ADDITIONAL PLAN

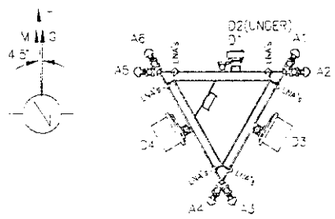

PLAN VIEW OF HEADFRAME
SCALE 1:100

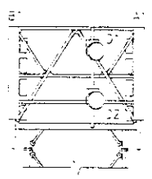

NORTH ELEVATION
SCALE 1:100

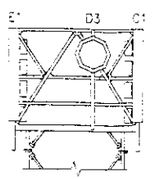

SOUTH EAST ELEVATION
SCALE 1:100

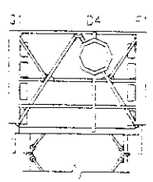

SOUTH WEST ELEVATION
SCALE 1:100

LNA's - FINAL LOCATION TO BE CONFIRMED BY OPCS

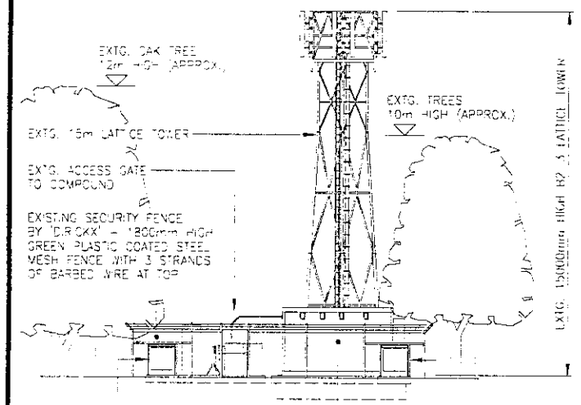

TOWER ELEVATION - TREES IN FOREGROUND OMITTED FOR CLARITY
SCALE 1:200

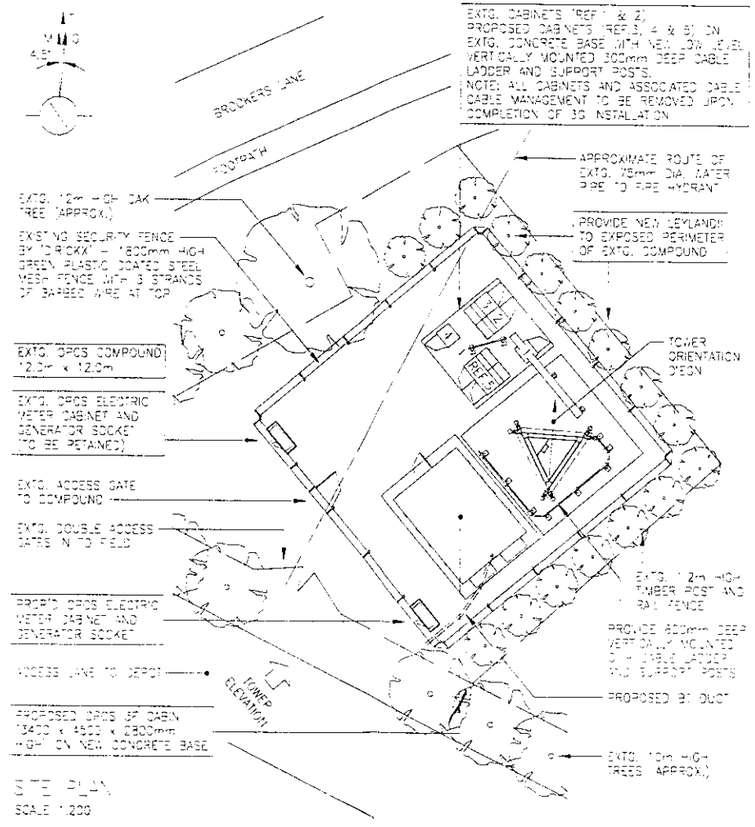

SITE PLAN
SCALE 1:200

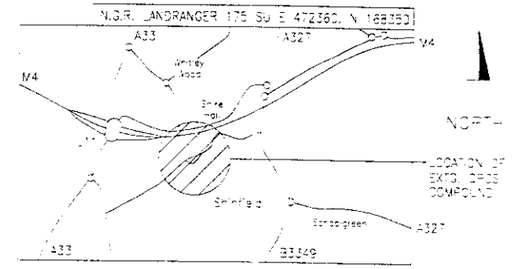

LOCATION PLAN SCALE 1:50000

FOR BLOCK PLAN REFER TO DRG.No. 102

OPCS CABINET REFERENCES

REF-1 - EXISTING 'DARA' TRANSMISSION CABINET - 770 x 645 x 2075 HIGH
REF-2 - EXISTING BTS CLASS 3.3 P CABINET - 770 x 645 x 1320 HIGH
REF-3 - PROPOSED BTS CLASS 3.3 P CABINET - 770 x 645 x 1320 HIGH
REF-4 - PROPOSED 'DARA' TRANSMISSION CABINET - 770 x 645 x 2075 HIGH
REF-5 - PROPOSED BTS CLASS 3.3 P&P CABINETS - 770 x 645 x 1320 HIGH
NOTE: ALL CABINETS TO BE REMOVED UPON COMPLETION OF 3G INSTALLATION

FEEDER KEY

TO:	QTY:	TYPE:	OUTER DIA.	MIN BEND RADII	LENGTH (m)	COLOUR	NAME
A1	4	LDF550	28mm	250mm	24		
A2	4	LDF550	28mm	250mm	24		
A3	4	LDF550	28mm	250mm	27		
A4	4	LDF550	28mm	250mm	15		
A5	4	LDF550	28mm	250mm	30		
A6	4	LDF550	28mm	250mm	25		

NOTE: INFORMATION HELD ON MS TAKES PRECEDENCE OVER ALL KEYS AND SCHEDULES SHOWN

OPCS RCN ANTENNA KEY

ITEM	FUNCTION	SECTOR	TYPE/SIZE	BEARING	HEIGHT TO CENTRE OF ANTENNA	HEIGHT TO CENTRE OF DSH	REMOTE MOUNTED RFU	ANTS
A1	TX/RX		60° X POLAR	30°(SGN)	15000mm		Y	x4
A2	TX/RX		60° X POLAR	90°(SGN)	15000mm		Y	x4
A3	TX/RX		60° X POLAR	150°(SGN)	15000mm		Y	x4
A4	TX/RX		60° X POLAR	210°(SGN)	15000mm		Y	x4
A5	TX/RX		60° X POLAR	270°(SGN)	15000mm		Y	x4
A6	TX/RX		60° X POLAR	330°(SGN)	15000mm		Y	x4
A7			FUTURE					
A8			FUTURE					
A9			FUTURE					
A10			FUTURE					
A11			FUTURE					
A12			FUTURE					
D1	BRA4029		300mm²	385.8(SGN)		14500mm	N	
D2	BRA4029		300mm²	385.8(SGN)		13500mm	N	
D3			TBA	TBA		14500mm	N	
D4			TBA	TBA		14500mm	N	

REC SUPPLY REQUIRED FOR POWER

MANSELL

MANSELL SOUTHERN
ROMAN HOUSE NORTHWAY
WALWORTH INDUSTRIAL ESTATE
ANDOVER HAMPSHIRE SP10 5QD
TEL: 01264 333233 FAX: 01264 335577

SCOTT-WHITE & HOOKINS
CONSULTING ENGINEERS
ROMAN HOUSE NORTHWAY
WALWORTH INDUSTRIAL ESTATE
ANDOVER HAMPSHIRE SP10 5QD
TEL: 01264 335533 FAX: 01264 335577

THIS DRAWING DEVIATES FROM SPEC 252 (YES) (NO)

DEVIATIONS:-
1.
2.
3.
4.

STATUS	REV	DESCRIPTION	BY	CHKD	APPD	DATE
	2	AMENDED TO SUIT REC LINE AMENDMENTS	JPA	LOCK	LOCK	15.05.00
	1	FIRST ISSUE FOR 3G UPGRADE	RL	LOCK	LOCK	23.03.00

TITLE: 3G UPGRADE
GENERAL ARRANGEMENT
FULLER'S FARM
THREE MILE CROSS
READING, BERKSHIRE RG7

DRAWING NUMBER: 30/BRK0081/101 ISSUE: 2

Tudor House
The Royals
55 Victoria Road
London
NW10 6ND
Tel 0181 963 4100
Fax 0181 963 4101

30/BRK0081/101

DWG SIZE: A1 PRINTED IN COLOUR

0 10 20 30 40 50 60 70 80 90 100
0 2 3

ADDITIONAL PLAN

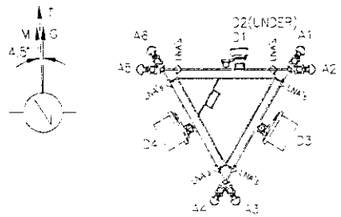

PLAN VIEW OF HEADFRAME
SCALE 1:100

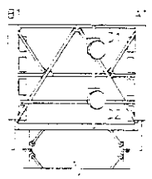

NORTH ELEVATION
SCALE 1:100

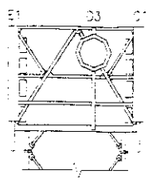

SOUTH-EAST ELEVATION
SCALE 1:100

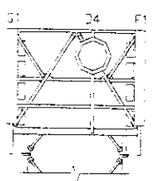

SOUTH-WEST ELEVATION
SCALE 1:100

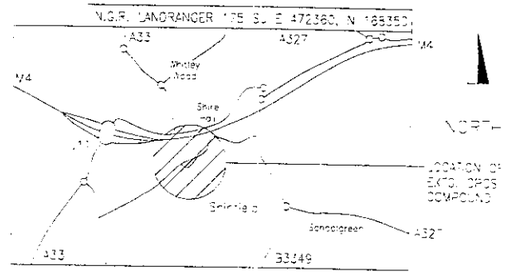

LOCATION PLAN SCALE 1:50000

FOR BLOCK PLAN REFER TO DRG.No. 102

CPOS CABINET REFERENCES
REF-1 = EXISTING "X" 3A TRANSMISSION CABINET = 770 x 645 x 2075 HIGH
REF-2 = EXISTING BTS CLASS 3.3 P CABINET = 770 x 645 x 1320 HIGH
REF-3 = PROPOSED BTS CLASS 3.3 P CABINET = 770 x 645 x 1320 HIGH
REF-4 = PROPOSED "X" 3A TRANSMISSION CABINET = 770 x 645 x 2075 HIGH
REF-5 = PROPOSED BTS CLASS 3.3 RAP CABINETS = 770 x 645 x 1320 HIGH
NOTE: ALL CABINETS TO BE REMOVED UPON COMPLETION OF 3G INSTALLATION

FEEDER KEY

TO:	QTY:	TYPE:	OUTER DIA.	MIN BEND RAD.	LENGTH (m)	COLOUR	NAME
A1	4	LDF550	28mm	250mm	24		
A2	4	LDF550	28mm	250mm	24		
A3	4	LDF550	28mm	250mm	27		
A4	4	LDF550	28mm	250mm	30		
A5	4	LDF550	28mm	250mm	30		
A6	4	LDF550	28mm	250mm	25		

NOTE: INFORMATION HELD ON IMS TAKES PRECEDENCE OVER ALL KEYS AND SCHEDULES SHOWN

CPOS PCN ANTENNA KEY

REF	FUNCTION	SECTOR	TYPE/SIZE	BEARING	HEIGHT TO CENTRE OF ANTENNA	HEIGHT TO REMOTE CENTRE OF MOUNTED DISH	N/A'S REQ.
A1	TX/RX		60° X POLAR	30°DEGN	15000mm		✓ (x4)
A2	TX/RX		60° X POLAR	90°DEGN	15000mm		✓ (x4)
A3	TX/RX		60° X POLAR	150°DEGN	15000mm		✓ (x4)
A4	TX/RX		60° X POLAR	210°DEGN	15000mm		✓ (x4)
A5	TX/RX		60° X POLAR	270°DEGN	15000mm		✓ (x4)
A6	TX/RX		60° X POLAR	330°DEGN	15000mm		✓ (x4)
A7			FUTURE				
A8			FUTURE				
A9			FUTURE				
A10			FUTURE				
A11			FUTURE				
A12			FUTURE				
D1	BRK0081		300mmø	358.8DEGN	14500mm	N	
D2	BRK0080		300mmø	358.7DEGN	13500mm	N	
D3			TBA	TBA	14500mm	N	
D4			TBA	TBA	14500mm	N	

REQ SUPPLY REQUIRED FOR POWER

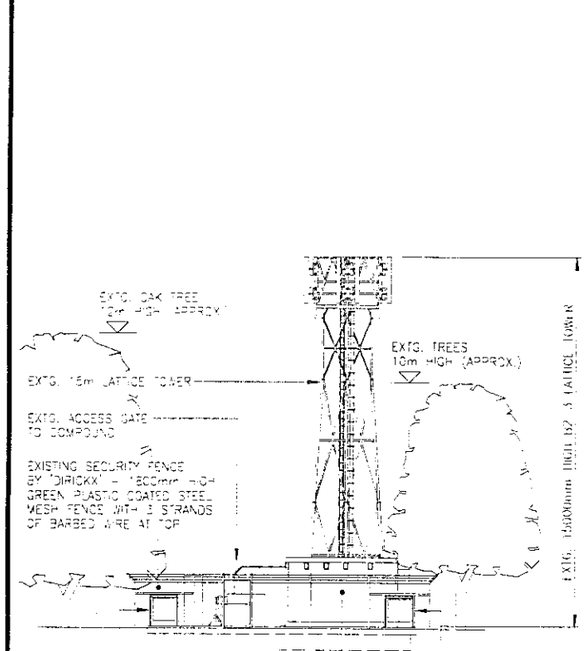

TOWER ELEVATION - TREES IN FOREGROUND OMITTED FOR CLARITY
SCALE 1:200

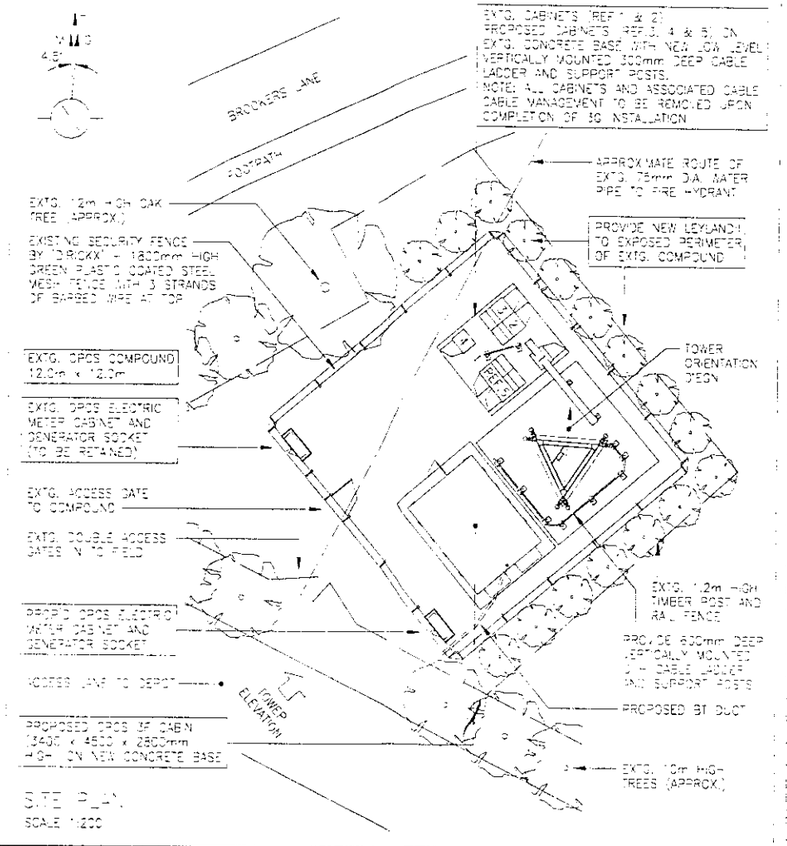

SITE PLAN
SCALE 1:200

MANSELL SOUTHERN
ROMAN HOUSE NORTHWAY
WALWORTH INDUSTRIAL ESTATE
ANDOVER HAMPSHIRE SP10 5QD
TEL: 01264 333233 FAX: 01264 335577

SCOTT-WHITE & HOOKINS
CONSULTING ENGINEERS
ROMAN HOUSE NORTHWAY
WALWORTH INDUSTRIAL ESTATE
ANDOVER HAMPSHIRE SP10 5QD
TEL: 01264 335533 FAX: 01264 335577

THIS DRAWING DEVIATES FROM SPEC 252 (YES) (NO)
DEVIATIONS -
1.
2.
3.
4.

STATUS REV:	DESCRIPTION	BY	CHKD	APPD	DATE
2	AMENDED TO SUIT RED LINE AMENDMENTS	JPN	LOCK	LOCK	16.06.00
1	FIRST ISSUE FOR 3G UPGRADE	RL	LOCK	LOCK	23.03.00

TITLE
3G UPGRADE
GENERAL ARRANGEMENT
POLE TYPE SPORT
THREE MILE CROSS
READING, BERKSHIRE RG15

DRAWING NUMBER 30/BRK0081/101 ISSUE 2

Tudor House
The Ravels
55 Victoria Road
London
NW10 6ND
Tel 0181 963 4100
Fax 0181 963 4101

30/BRK0081/101

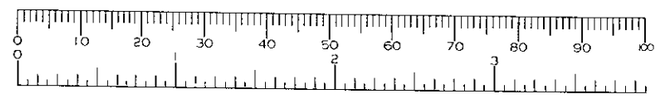

ADDITIONAL PLAN

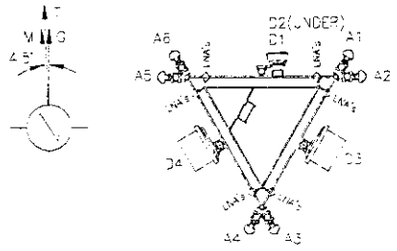

PLAN VIEW OF HEADFRAME
SCALE 1:100

LNA's – FINAL LOCATION TO BE CONFIRMED BY OPOS

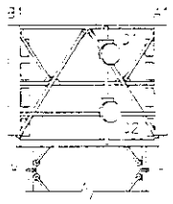

NORTH ELEVATION
SCALE 1:100

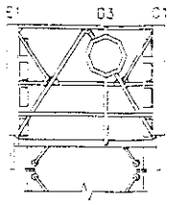

SOUTH EAST ELEVATION
SCALE 1:100

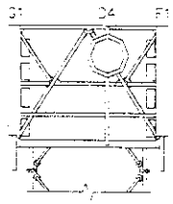

SOUTH WEST ELEVATION
SCALE 1:100

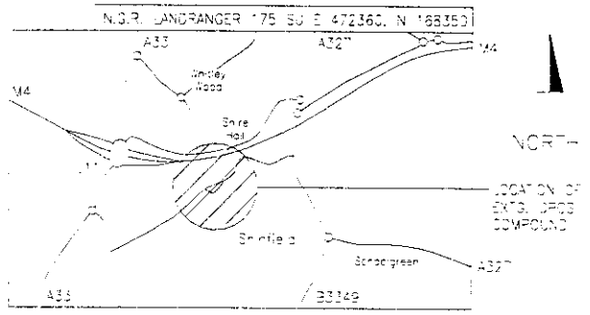

LOCATION PLAN SCALE 1:50000

FOR BLOCK PLAN REFER TO DRG.No. 102

OPOS CABINET REFERENCES
REF-1 – EXISTING TYPE 2A TRANSMISSION CABINET – 770 x 845 x 2075 HIGH
REF-2 – EXISTING BTS CLASS 3.0 P CABINET – 770 x 845 x 1320 HIGH
REF-3 – PROPOSED BTS CLASS 3.0 R CABINET – 770 x 845 x 1320 HIGH
REF-4 – PROPOSED TYPE 2A TRANSMISSION CABINET – 770 x 845 x 2075 HIGH
REF-5 – PROPOSED BTS CLASS 3.0 P&R CABINETS – 770 x 845 x 1320 HIGH
NOTE: ALL CABINETS TO BE REMOVED UPON COMPLETION OF 3G INSTALLATION

FEEDER KEY

FDR	QTY	TYPE	OUTER DIA	MIN BEND RAD	LENGTH (m)	COLOUR	WAVE
A1	4	LDF550	28mm	250mm	24		
A2	4	LDF550	28mm	250mm	24		
A3	4	LDF550	28mm	250mm	27		
A4	4	LDF550	28mm	250mm	30		
A5	4	LDF550	28mm	250mm	30		
A6	4	LDF550	28mm	250mm	25		

NOTE: INFORMATION HELD ON MS TAKES PRECEDENCE OVER ALL KEYS AND SCHEDULES SHOWN

OPOS PCN ANTENNA KEY

FDR	FUNCTION	SECTOR	TYPE/SIZE	BEARING	HEIGHT TO CENTRE OF ANTENNA	HEIGHT TO CENTRE OF DISH	REMOTE MOUNTED RFU	LNA'S
A1	TX/RX	60° X POLAR	30°E/GN	15000mm				Y (x4)
A2	TX/RX	60° X POLAR	30°E/GN	15000mm				Y (x4)
A3	TX/RX	60° X POLAR	150°E/GN	15000mm				Y (x4)
A4	TX/RX	60° X POLAR	210°E/GN	15000mm				Y (x4)
A5	TX/RX	60° X POLAR	270°E/GN	15000mm				Y (x4)
A6	TX/RX	60° X POLAR	330°E/GN	15000mm				Y (x4)
A7		FUTURE						
A8		FUTURE						
A9		FUTURE						
A10		FUTURE						
A11		FUTURE						
A12		FUTURE						
D1	BRK0281	320mmø	358°E/GN		14500mm		N	
D2	BRK0282	320mmø	358°E/GN		13500mm		N	
D3		TBA	TBA		14500mm		N	
D4		TBA	TBA		14500mm		N	

RED SUPPLY REQUIRED FOR POWER

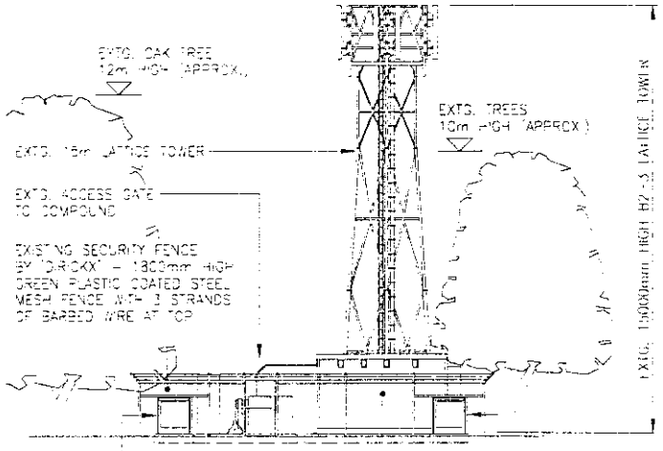

TOWER ELEVATION TREES IN FOREGROUND OMITTED FOR CLARITY
SCALE 1:200

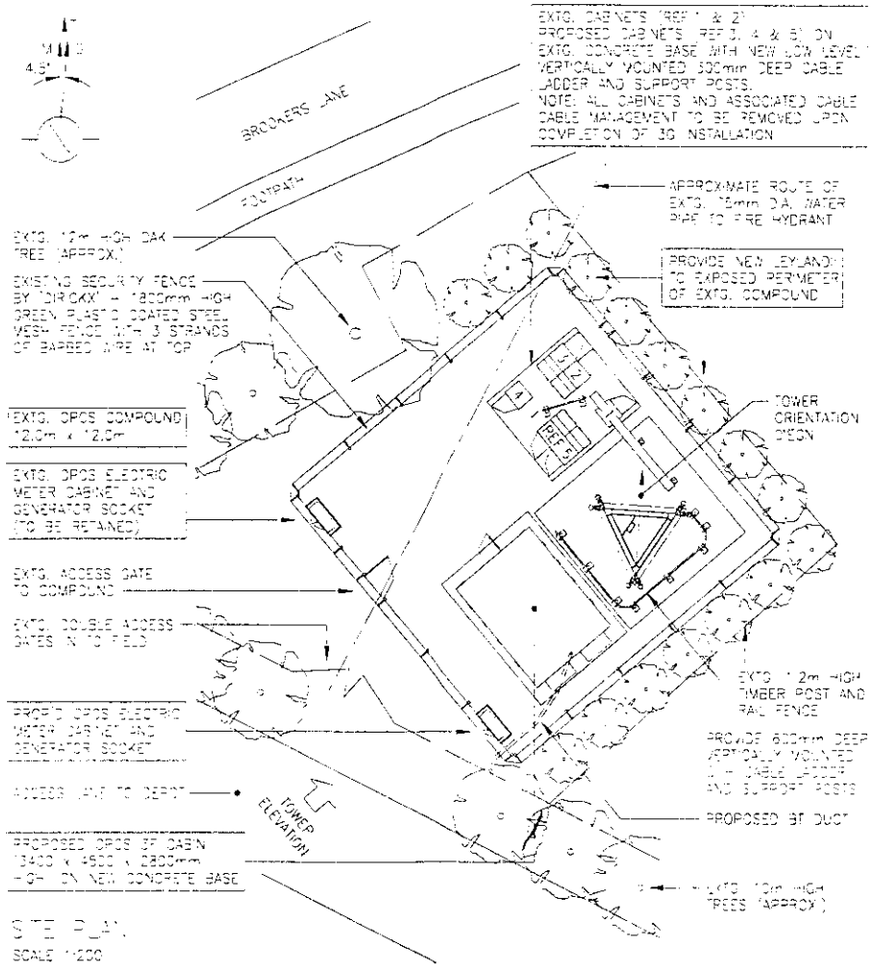

SITE PLAN
SCALE 1:200

MANSELL
MANSELL SOUTHERN
ROMAN HOUSE NORTHWAY
WALWORTH INDUSTRIAL ESTATE
ANDOVER HAMPSHIRE SP10 5QD
TEL: 01264 333233 FAX: 01264 335577

SW H
SCOTT–WHITE & HOOKINS
CONSULTING ENGINEERS
ROMAN HOUSE NORTHWAY
WALWORTH INDUSTRIAL ESTATE
ANDOVER HAMPSHIRE SP10 5QD
TEL: 01264 335533 FAX: 01264 335577

THIS DRAWING DEVIATES FROM SPEC 252 (YES) (NO)

DEVIATIONS:-
1.
2.
3.
4.

STATUS / REV	DESCRIPTION	BY	CHK/APPD	DATE
2	AMENDED TO SUIT RED LINE AMENDMENTS	JPA	LOCK	LOCK 15.05.03
1	FIRST ISSUE FOR 3G UPGRADE	RL	LOCK	LOCK 23.03.03

TITLE
3G UPGRADE
GENERAL ARRANGEMENT
BULLEN TRANSPORT
THREE MILE CROSS
READING, BERKSHIRE RG7 1

DRAWING NUMBER 3G/BRK081 ISSUE 2

orange
Tudor House
The Rovals
55 Victoria Road
London
NW10 6ND
Tel 0181 963 4100
Fax 0181 963 4101

3G/BRK081/101

0 10 20 30 40 50 60 70 80 90 100
0 1 2 3

ADDITIONAL PLAN

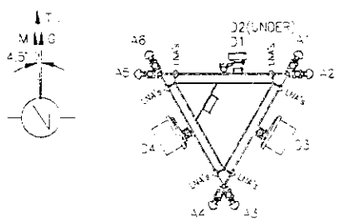

PLAN VIEW OF HEADFRAME
SCALE 1:100

LNA's - FINAL LOCATION TO BE CONFIRMED BY OPOS

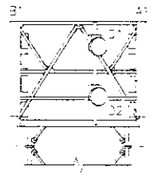

NORTH ELEVATION
SCALE 1:100

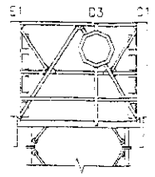

SOUTH EAST ELEVATION
SCALE 1:100

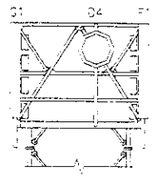

SOUTH WEST ELEVATION
SCALE 1:100

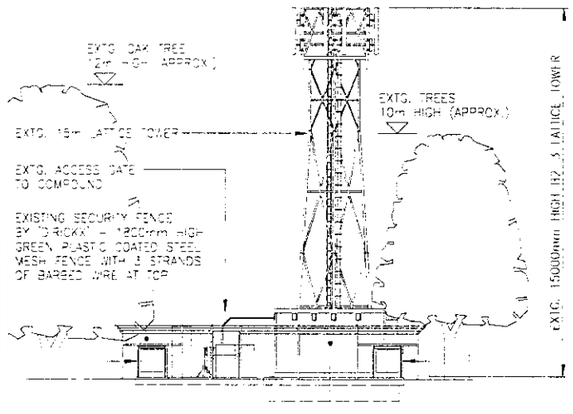

TOWER ELEVATION - TREES IN FOREGROUND OMITTED FOR CLARITY
SCALE 1:200

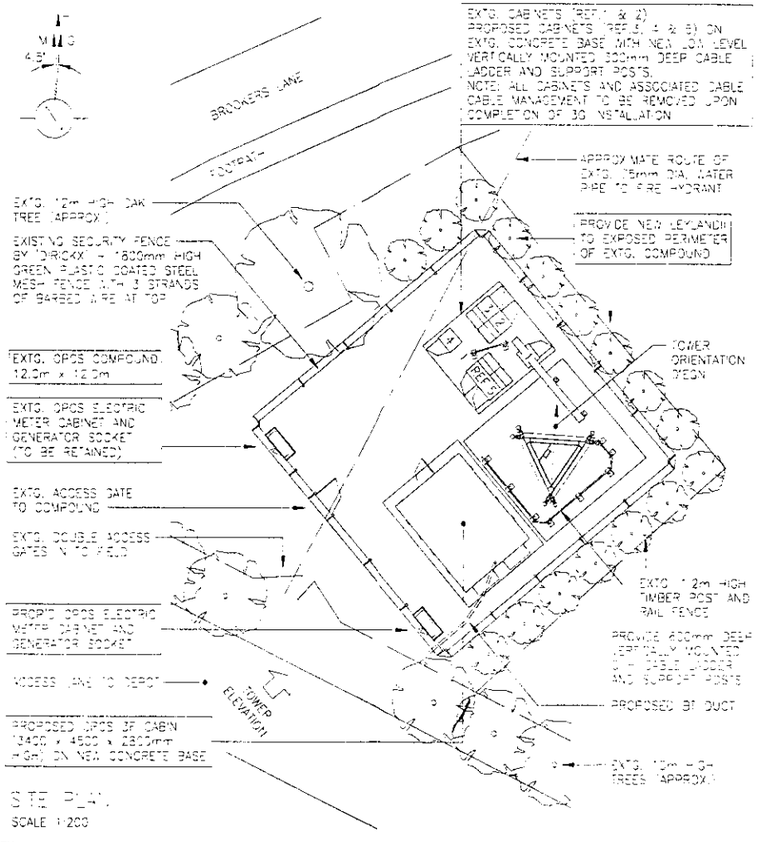

SITE PLAN
SCALE 1:200

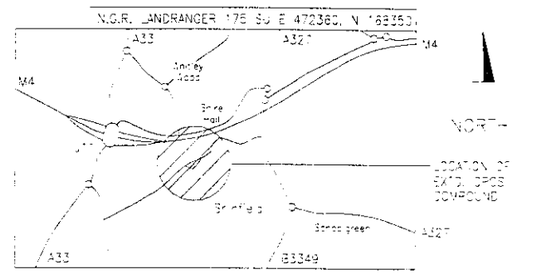

LOCATION PLAN SCALE 1:50000

FOR BLOCK PLAN REFER TO DRG.No. 102

OPOS CABINET REFERENCES
REF 1 - EXISTING TX13A TRANSMISSION CABINET - 770 x 645 x 2075 -H-
REF 2 - EXISTING BTS CLASS 3.5 P CABINET - 770 x 645 x 1320 -H-
REF 3 - PROPOSED BTS CLASS 3.5 R CABINET - 770 x 645 x 1320 -H-
REF 4 - PROPOSED TX13A TRANSMISSION CABINET - 770 x 645 x 2075 -H-
REF 5 - PROPOSED BTS CLASS 3.5 PAIR CABINETS - 770 x 645 x 1320 -H-
NOTE: ALL CABINETS TO BE REMOVED UPON COMPLETION OF 3G INSTALLATION

FEEDER KEY

TO:	QTY:	TYPE:	OUTER DIA:	MIN BEND RADIUS:	LENGTH (m):	COLOUR:	NAME:
A1	4	LDF550	28mm	250mm	24		
A2	4	LDF550	28mm	250mm	24		
A3	4	LDF550	28mm	250mm	27		
A4	4	LDF550	28mm	250mm	30		
A5	4	LDF550	28mm	250mm	33		
A6	4	LDF550	28mm	250mm	25		

NOTE: INFORMATION HELD ON MS TAKES PRECEDENCE OVER ALL KEYS AND SCHEDULES SHOWN

OPOS PCN ANTENNA KEY

REV	FUNCTION	SECTOR	TYPE/ SIZE	BEARING	HEIGHT TO CENTRE OF ANTENNA	HEIGHT TO CENTRE OF MOUNTED DISH	REMOTE RFU	LNA'S
A1	TX/RX		65° X POLAR	30°E/N	15000mm		✓	x4
A2	TX/RX		65° X POLAR	90°E/N	15000mm		✓	x4
A3	TX/RX		65° X POLAR	150°E/N	15000mm		✓	x4
A4	TX/RX		65° X POLAR	210°E/N	15000mm		✓	x4
A5	TX/RX		65° X POLAR	270°E/N	15000mm		✓	x4
A6	TX/RX		65° X POLAR	330°E/N	15000mm		✓	x4
A7			FUTURE					
A8			FUTURE					
A9			FUTURE					
A10			FUTURE					
A11			FUTURE					
A12			FUTURE					
D1	BRACOM*		300mm	135°E/N		14610mm	N	
D2	BRACOM*		300mm	355°E/N		13600mm	N	
D3			TBA	TBA		14500mm	N	
D4			TBA	TBA		14500mm	N	

REC SUPPLY REQUIRED FOR POWER

50/BRK0081/101

MANSELL SOUTHERN
ROMAN HOUSE NORTHWAY
WALWORTH INDUSTRIAL ESTATE
ANDOVER HAMPSHIRE SP10 5QD
TEL: 01264 333233 FAX: 01264 335577

SCOTT-WHITE & HOOKINS
CONSULTING ENGINEERS
ROMAN HOUSE NORTHWAY
WALWORTH INDUSTRIAL ESTATE
ANDOVER HAMPSHIRE SP10 5QD
TEL: 01264 335533 FAX: 01264 335577

THIS DRAWING DEVIATES FROM SPEC 252 (YES) (NO)
DEVIATIONS:
1.
2.
3.
4.

STATUS REV:	DESCRIPTION	BY	CHKD	APPD	DATE
2	AMENDED TO SUIT REDLINE AMENDMENTS	JPM	LOCK	LOCK	15.05.03
1	FIRST ISSUE FOR 3G UPGRADE	RL	LOCK	LOCK	23.03.03

TITLE: 3G UPGRADE
GENERAL ARRANGEMENT
PUBLIC "PAN-SPOT"
THREE MILE CROSS
READING, BERKSHIRE RG7 1

DRAWING NUMBER: 3G/BRK0081/101 ISSUE: 2

Tudor House
The Pavars
55 Victoria Road
London
NW10 6ND
Tel 0181 963 4100
Fax 0181 963 4101

Orange
Hutchison Telecom



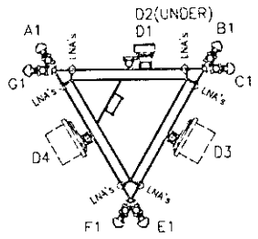

GRID N

PLAN VIEW OF HEADFRAME
SCALE 1:100

LNA's - FINAL LOCATION TO BE CONFIRMED BY OPCS

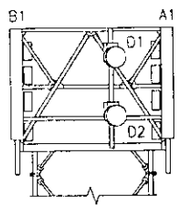

NORTH ELEVATION
SCALE 1:100

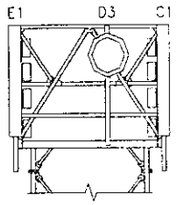

SOUTH EAST ELEVATION
SCALE 1:100

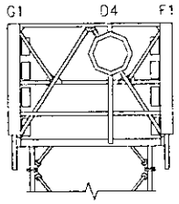

SOUTH WEST ELEVATION
SCALE 1:100

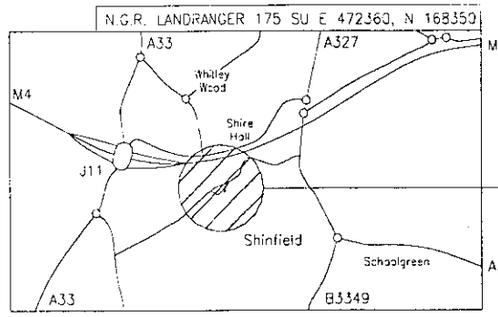

LOCATION PLAN SCALE 1:50000

FOR BLOCK PLAN REFER TO DRG.No. 102

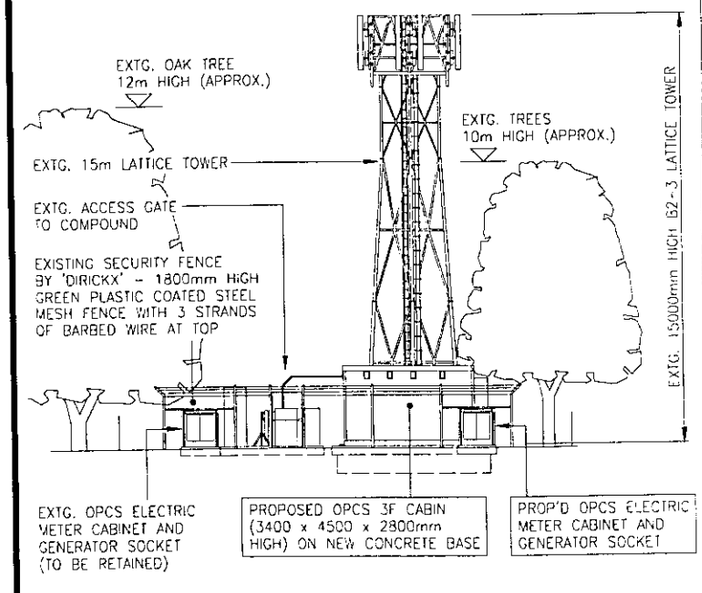

TOWER ELEVATION - TREES IN FOREGROUND OMITTED FOR CLARITY
SCALE 1:200

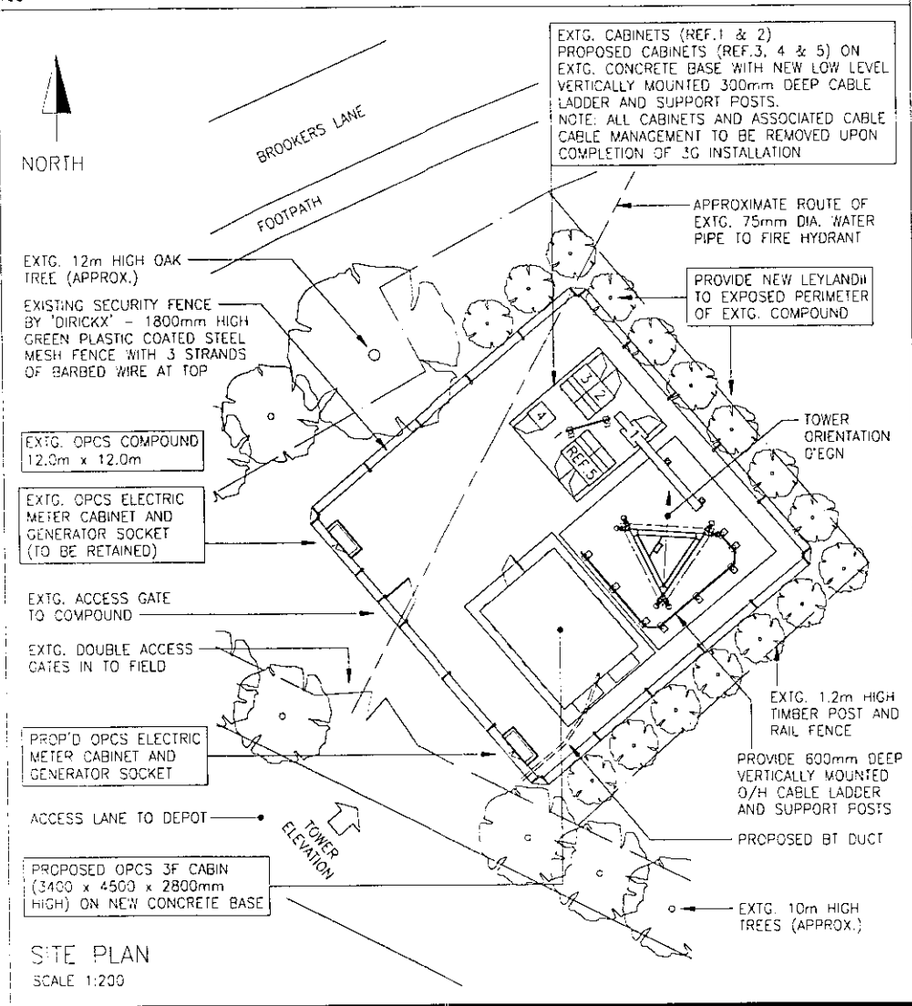

SITE PLAN
SCALE 1:200

OPCS CABINET REFERENCES
REF-1 - EXISTING TX13A TRANSMISSION CABINET - 770 x 645 x 2075 HIGH
REF-2 - EXISTING BTS CLASS 3.3 P CABINET - 770 x 645 x 1320 HIGH
REF-3 - PROPOSED BTS CLASS 3.3 R CABINET - 770 x 645 x 1320 HIGH
REF-4 - PROPOSED TX13A TRANSMISSION CABINET - 770 x 645 x 2075 HIGH
REF-5 - PROPOSED BTS CLASS 3.3 P&R CABINETS - 770 x 645 x 1320 HIGH
NOTE: ALL CABINETS TO BE REMOVED UPON COMPLETION OF 3G INSTALLATION

OPCS SAFETY SIGN REQUIREMENTS

1.1	TK011 TK013	1 PER EACH METER CABINET		5.1	TK019	1 GATE
1.2	TK014	1 PER EACH FENCE ELEVATION		5.2	TK020	1 GATE
1.5	TK008	1 TOWER LADDER		OPCS SECTORED ANTENNAE SIGN	TK017	1 GATE
3.1	TK001	1 GATE				

NOTE: INFORMATION HELD ON NS TAKES PRECEDENCE OVER ALL KEYS AND SCHEDULES SHOWN

OPCS PCN ANTENNA KEY

ITEM	FUNCTION	SECTOR	TYPE/SIZE	BEARING	HEIGHT TO TOP OF POLE MOUNT	HEIGHT TO CENTRE OF DISH	REMOTE MOUNTED RFU	LNA'S
A1	TX/RX	A	60° XPOLAR	330°EGN	15000mm			Y (x4)
B1	TX/RX	B	60° XPOLAR	30°EGN	15000mm			Y (x4)
C1	TX/RX	C	60° XPOLAR	90°EGN	15000mm			Y (x4)
E1	TX/RX	E	60° XPOLAR	150°EGN	15000mm			Y (x4)
F1	TX/RX	F	60° XPOLAR	210°EGN	15000mm			Y (x4)
G1	TX/RX	G	60° XPOLAR	270°EGN	15000mm			Y (x4)
D1	BRK0091		300mmø	358.8°EGN		14500mm	N	
D2	BRK0090		300mmø	355.7°EGN		13500mm	N	
D3			TBA	TBA		14500mm	N	
D4			TBA	TBA		14500mm	N	

CONSULTANT

SCOTT-WHITE & HOOKINS
CONSULTING ENGINEERS
HARMAN HOUSE ANDOVER ROAD
WINCHESTER HAMPSHIRE SO23 7BS
TEL: 01962 844855 FAX: 01962 841328

A3 ORIGINAL

0 10 20 30 40 50 60 70
MILLIMETERS

THIS DRAWING CONTAINS INFORMATION DERIVED FROM THE TOWER AND FOUNDATION DESIGN DATA PROVIDED BY R & T SWANN LIMITED JOHN ALLEN ASSOCIATES & TELECOM STRUCTURES CONSULTANCY

STATUS	REV	DESCRIPTION	BY	CHKD	APPD	DATE
	1	FIRST ISSUE FOR 3G UPGRADE	RL	LOCK	LOCK	23.03.00

3G UPGRADE

TITLE
GENERAL ARRANGEMENT
PULLEYN TRANSPORT
THREE MILE CROSS
READING, BERKSHIRE RG15

DRAWING NUMBER 30/BRK/081/1C1 ISSUE 1

orange
Hutchison Telecom

Tudor House
The Royals
55 Victoria Road
London
NW10 6ND
Tel 0181 963 4100
Fax 0181 963 4101

11.MAY2000* 1353

0 10 20 30 40 50 60 70 80 90 100
0 2 3

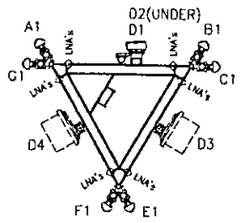

GRID N

PLAN VIEW OF HEADFRAME
SCALE 1:100

LNA's - FINAL LOCATION TO BE CONFIRMED BY OPCS

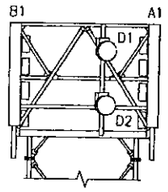

NORTH ELEVATION
SCALE 1:100

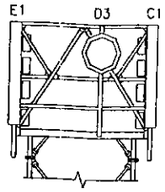

SOUTH EAST ELEVATION
SCALE 1:100

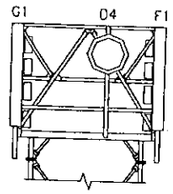

SOUTH WEST ELEVATION
SCALE 1:100

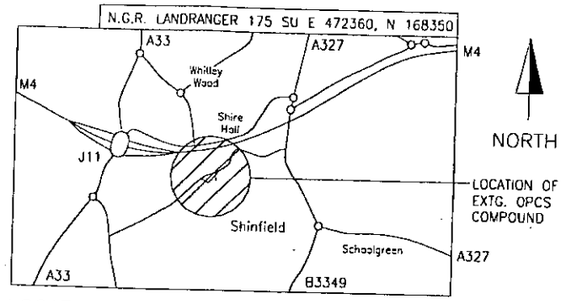

LOCATION PLAN SCALE 1:50000

FOR BLOCK PLAN REFER TO DRG.No. 102

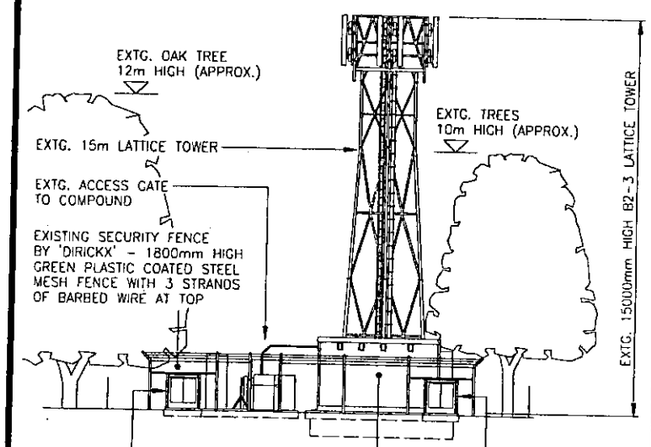

TOWER ELEVATION - TREES IN FOREGROUND OMITTED FOR CLARITY
SCALE 1:200

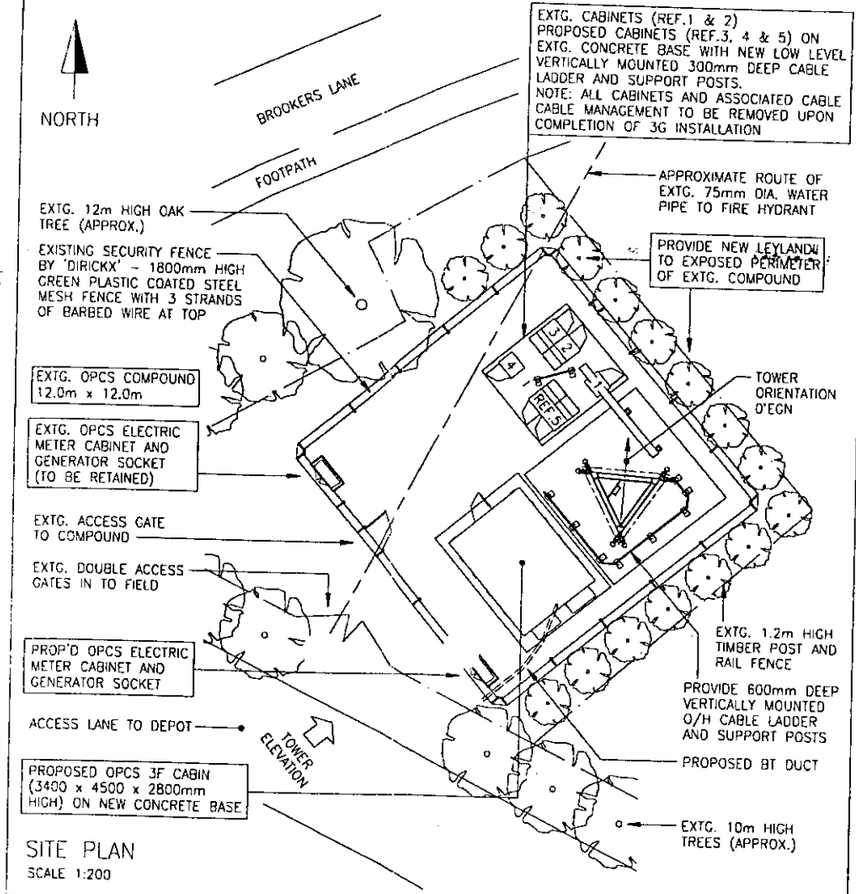

SITE PLAN
SCALE 1:200

OPCS CABINET REFERENCES
REF-1 - EXISTING TX13A TRANSMISSION CABINET - 770 x 645 x 2075 HIGH
REF-2 - EXISTING BTS CLASS 3.3 P CABINET - 770 x 645 x 1320 HIGH
REF-3 - PROPOSED BTS CLASS 3.3 R CABINET - 770 x 645 x 1320 HIGH
REF-4 - PROPOSED TX13A TRANSMISSION CABINET - 770 x 645 x 2075 HIGH
REF-5 - PROPOSED BTS CLASS 3.3 P&R CABINETS - 770 x 645 x 1320 HIGH
NOTE: ALL CABINETS TO BE REMOVED UPON COMPLETION OF 3G INSTALLATION

OPCS SAFETY SIGN REQUIREMENTS

1.1	TK011 TK013	1 PER EACH METER CABINET	5.1	TK019	1 GATE
1.2	TK014	1 PER EACH FENCE ELEVATION	5.2	TK020	1 GATE
1.5	TK008	1 TOWER LADDER	OPCS SECTORED ANTENNAE SIGN	TK017	1 GATE
3.1	TK001	1 GATE			

NOTE: INFORMATION HELD ON IMS TAKES PRECEDENCE OVER ALL KEYS AND SCHEDULES SHOWN

OPCS PCN ANTENNA KEY

ITEM	FUNCTION	SECTOR	TYPE/SIZE	BEARING	HEIGHT TO TOP OF POLE MOUNT	HEIGHT TO CENTRE OF DISH	REMOTE MOUNTED RFU	LNA'S
A1	TX/RX	A	60° XPOLAR	330°EGN	15000mm			Y (x4)
B1	TX/RX	B	60° XPOLAR	30°EGN	15000mm			Y (x4)
C1	TX/RX	C	60° XPOLAR	90°EGN	15000mm			Y (x4)
E1	TX/RX	E	60° XPOLAR	150°EGN	15000mm			Y (x4)
F1	TX/RX	F	60° XPOLAR	210°EGN	15000mm			Y (x4)
G1	TX/RX	G	60° XPOLAR	270°EGN	15000mm			Y (x4)
D1	BRK0091		300mmø	358.8°EGN		14500mm	N	
D2	BRK0090		300mmø	355.7°EGN		13500mm	N	
D3			TBA	TBA		14500mm	N	
D4			TBA	TBA		14500mm	N	

CONSULTANT

SCOTT-WHITE & HOOKINS
CONSULTING ENGINEERS
HARMAN HOUSE ANDOVER ROAD
WINCHESTER HAMPSHIRE SO23 7BS
TEL: 01962 844855 FAX: 01962 841328

A3 ORIGINAL

0 10 20 30 40 50 60 70
MILLIMETERS

THIS DRAWING CONTAINS INFORMATION DERIVED FROM THE TOWER AND FOUNDATION DESIGN DATA PROVIDED BY R & T SWANN LIMITED JOHN ALLEN ASSOCIATES & TELECOM STRUCTURES CONSULTANCY

STATUS	REV	DESCRIPTION	BY	CHKD	APPD	DATE
	1	FIRST ISSUE FOR 3G UPGRADE	RL	LOCK	LOCK	23.03.00

TITLE
3G UPGRADE
GENERAL ARRANGEMENT
PULLEYN TRANSPORT
THREE MILE CROSS
READING, BERKSHIRE R015

DRAWING NUMBER 30/BRK/081/101
ISSUE 1

orange
Hutchison Telecom

Tudor House
The Royals
55 Victoria Road
London
NW10 6ND
Tel 0181 963 4100
Fax 0181 963 4101

11.MAY2000* 1353

0 10 20 30 40 50 60 70 80 90 100
0 1 2 3