05. AUG. 2002 7782



This map is based upon Ordnance Survey material with the permission of Ordnance Survey on behalf of the Controller of HMSO © Crown Copyright.
Unauthorised reproduction infringes Crown Copyright and may lead to prosecution or civil proceedings Wokingham District Council Licence LA086134

Development Control Section, Environmental Services, Wokingham District Council.

7 August 2002 Scale: 1 : 1250

N W E S

05. AUG. 2002 7282

APPROVED

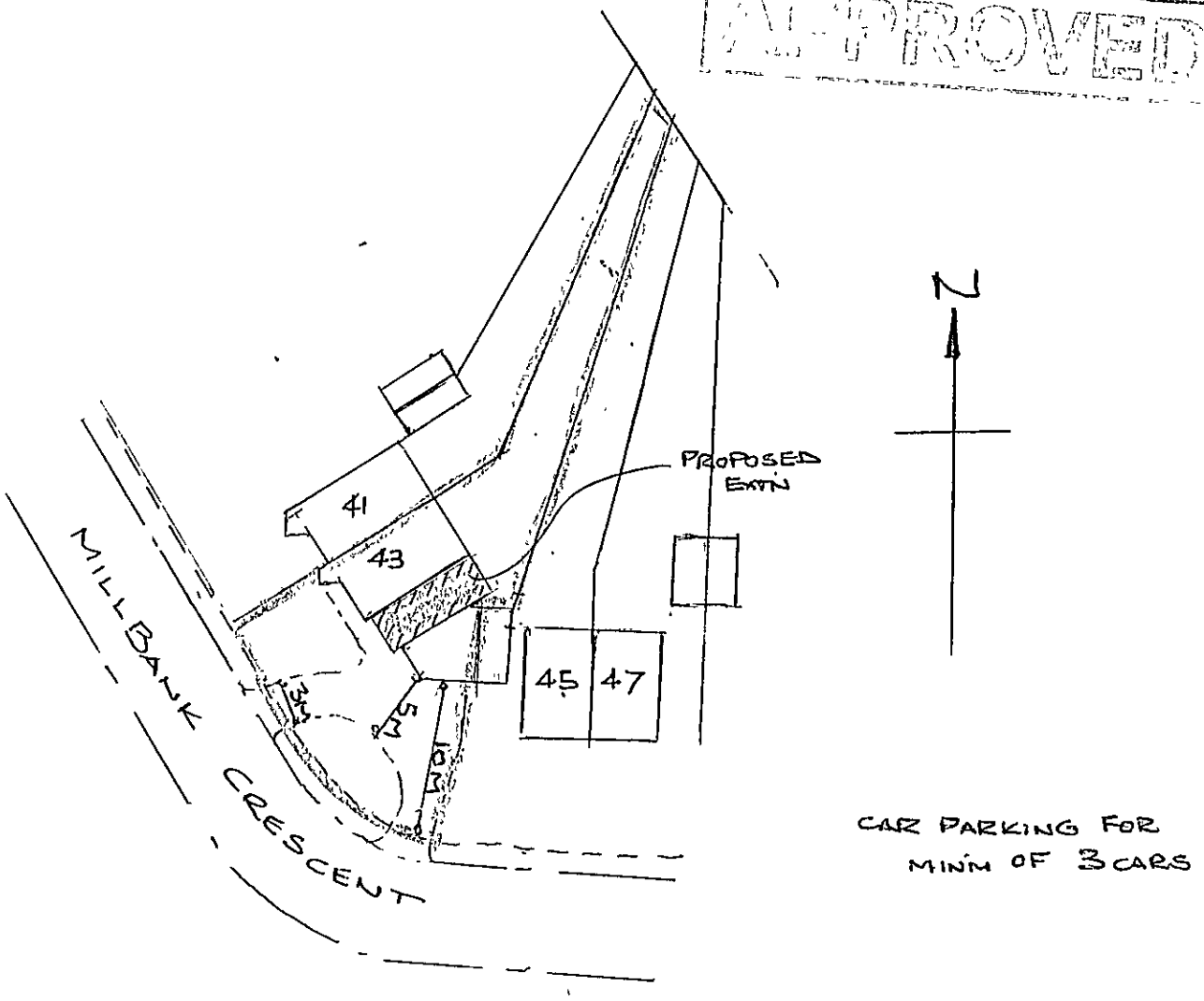

BLOCK PLAN SCALE 1:500

REF:- 43. MILLBANK CRESCENT
WOODLEY

APPROVED

05.AUG.2002 7282

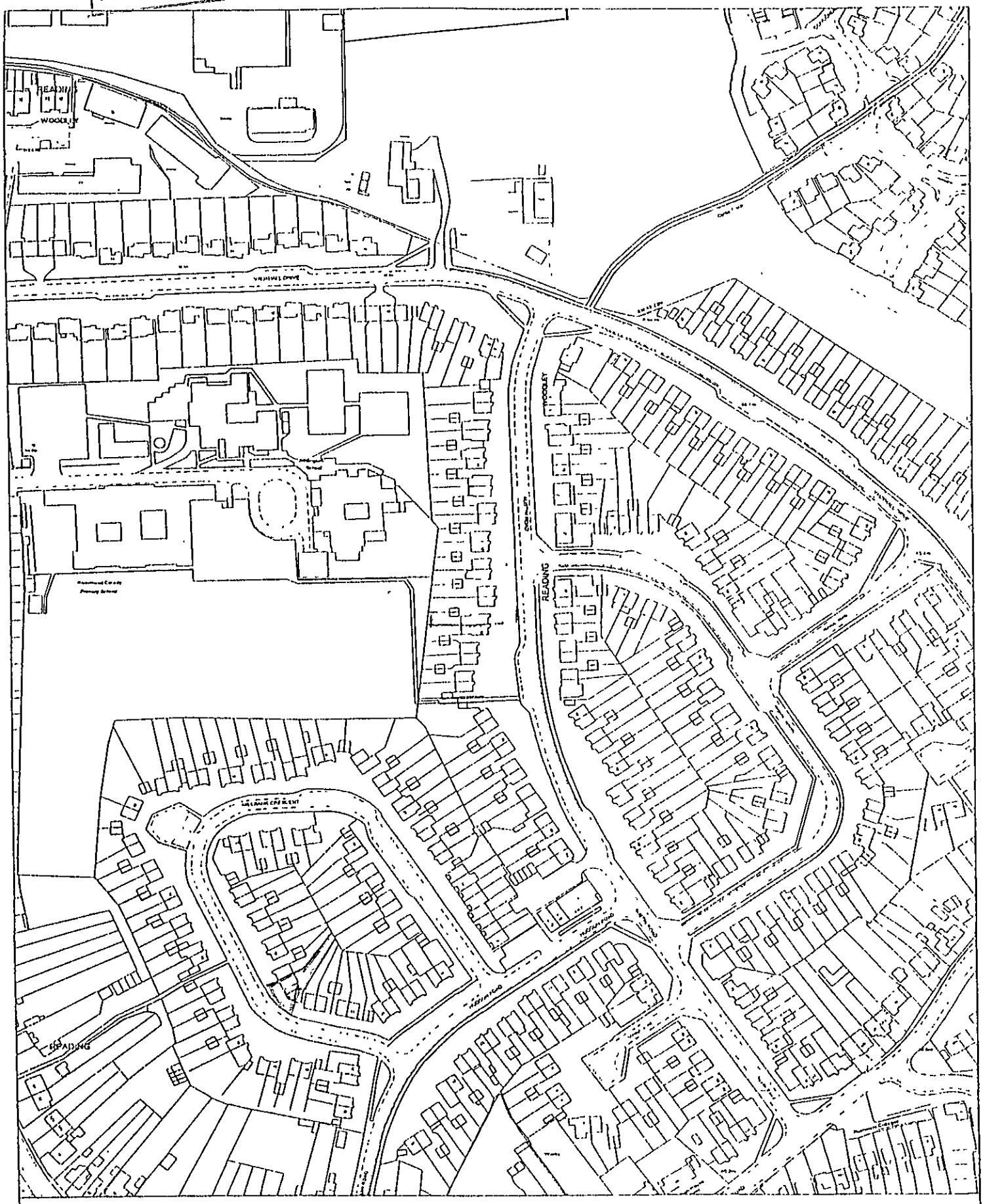

Site Plan, Scale: 1 to 2500

This copy has been produced specifically for the map return scheme purposes only. No further copies may be made. REF:- 43, MILLBANK CRESCENT WOODLEY

This map is reproduced from Ordnance Survey material with the permission of Ordnance Survey on behalf of the Controller of HMSO Office. © Crown Copyright. Wokingham District Council, Licence No. LA086134

Date: 3 April 2001

N
W E
S

05.AUG.2002 7282

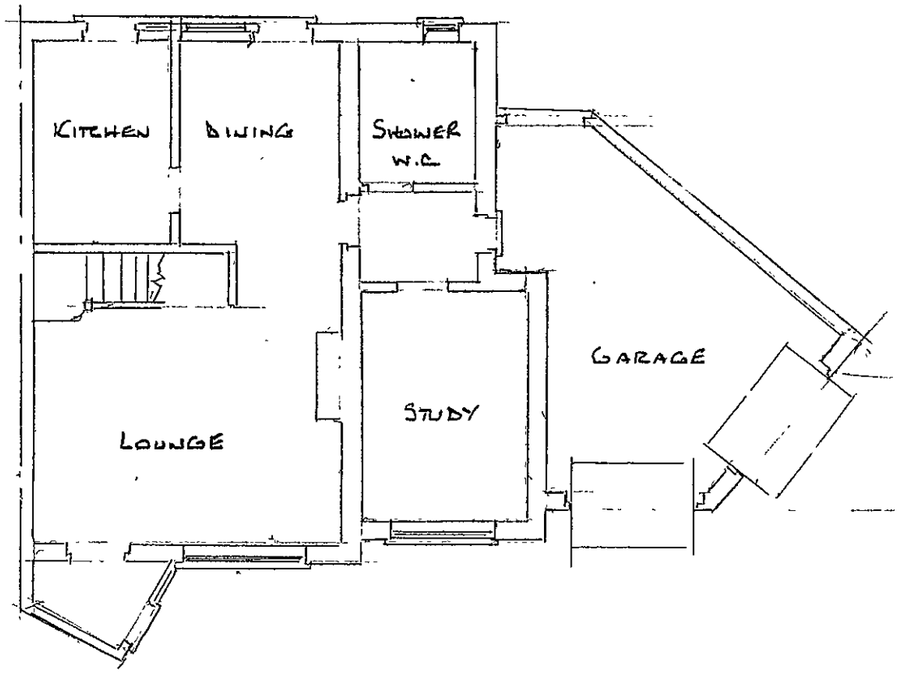

- EXISTING GROUND FLOOR PLAN -

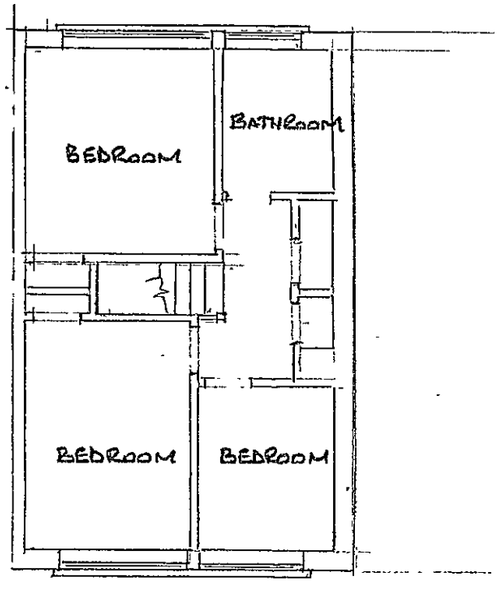

- EXISTING FIRST FLOOR PLAN -

APPROVED



- EXISTING FRONT ELEVATION -

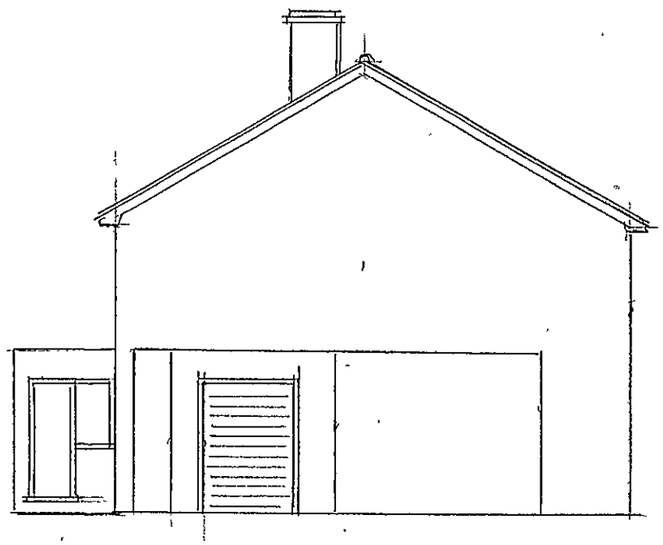

- EXISTING SIDE ELEVATION -



- EXISTING REAR ELEVATION -

SCALE 1:100

EXISTING PLANS & ELEVATIONS
REF:- 43. MILLBANK CRESCENT, WOODLEY

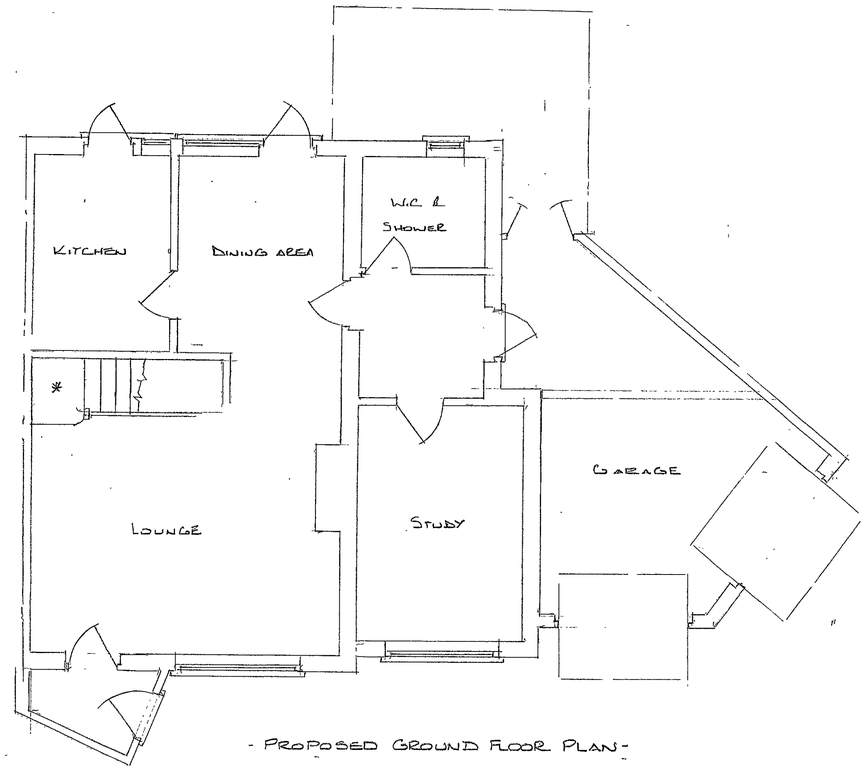

- PROPOSED GROUND FLOOR PLAN -

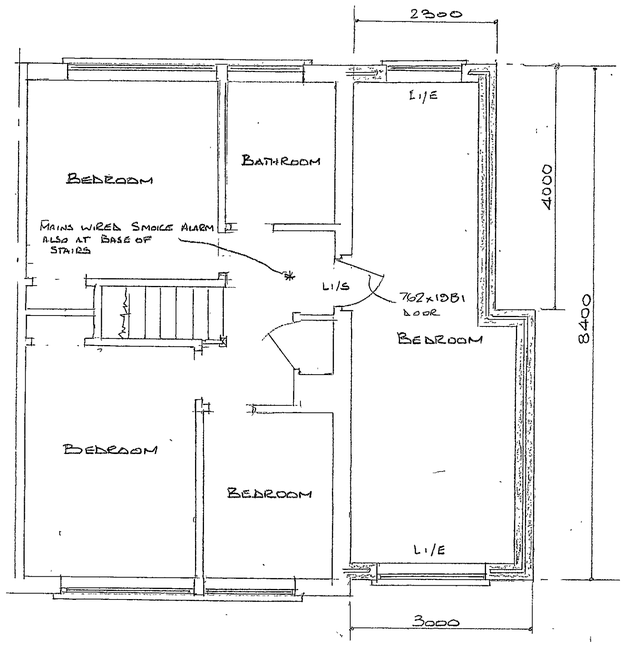

- PROPOSED FIRST FLOOR PLAN -

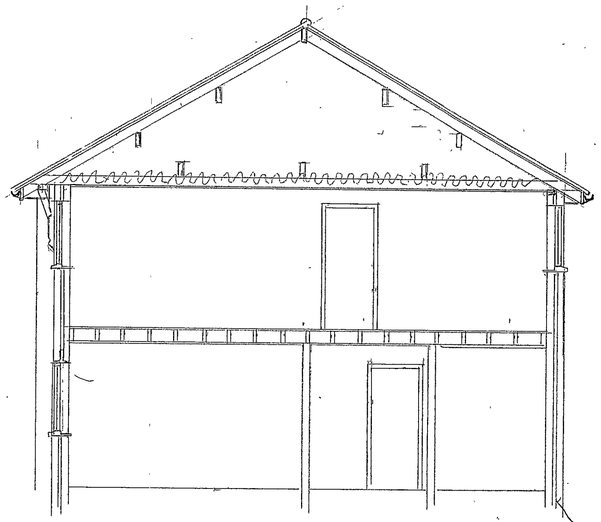

- SECTION A-A -

NOTE:- EXISTING FOOTINGS EXPOSED FOR INSPECTION BY L.A FOR SUITABILITY TO CARRY UPPER STOREY

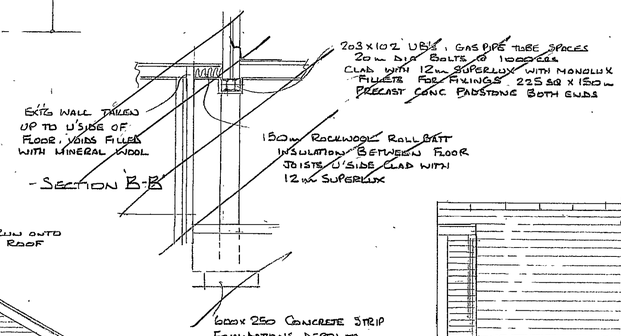

- SECTION B-B -

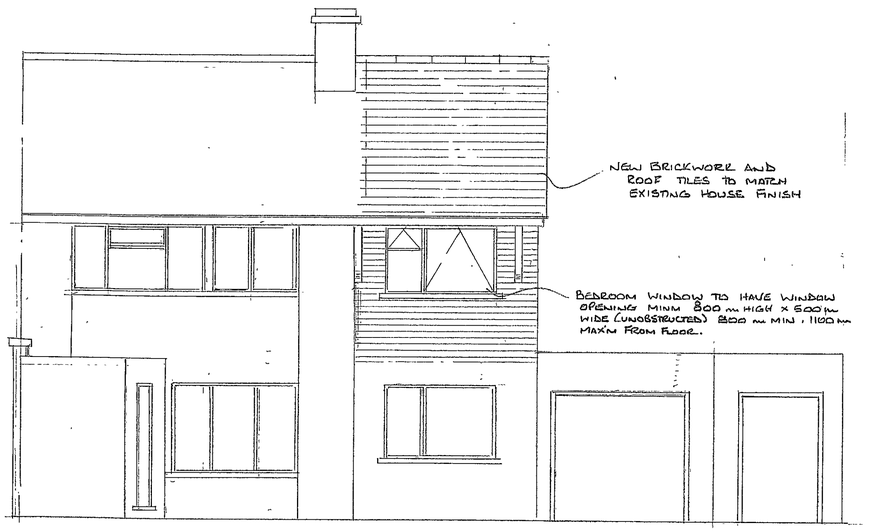

- PROPOSED FRONT ELEVATION -

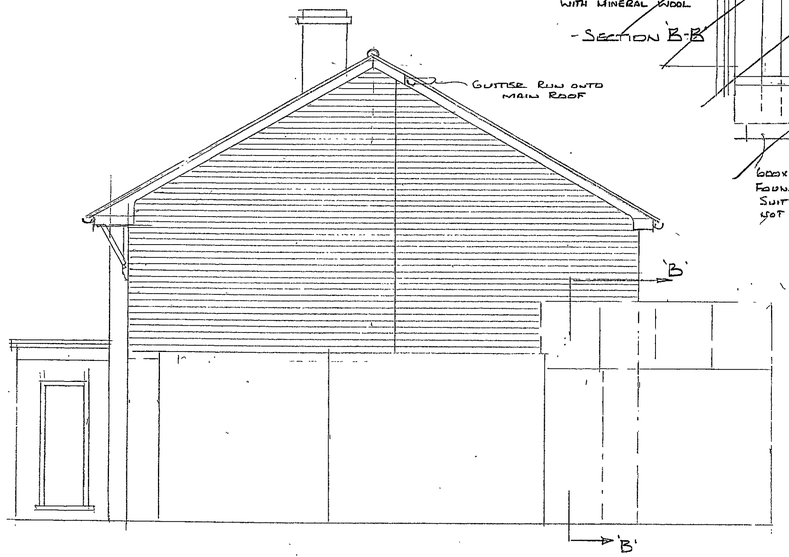

- PROPOSED SIDE ELEVATION -



- PROPOSED REAR ELEVATION -

SPECIFICATION :-

WALLS :- 265m BRICK CAVITY WALL, MATCHING FACING BRICKS OUTSIDE, 100m THERMALITE SHIELD 2000 INSIDE 50m CAVITY. CELOTEX tuff-R CW 203B CAVITY WALL INSULATION, GALVD STEEL WALL TIES WITH POSITIONING PADS (FOR INSULATION) 450m VERTICAL 900 m HORIZONTAL SPACING - I.G. GALVD STEEL INSULATED LINTELS MINIMUM 150m BEARING EACH END. ALL NEW VERTICAL AND HORIZONTAL CAVITY CLOSURES FITTED WITH THERMABATE COMBINED DPC AND THERMAL BREAK. 18m LIGHTWEIGHT PLASTER INTERNAL FINISH. CAVITY CLOSED AT ROOF LEVEL. ALL VOIDS AROUND WINDOW OPENINGS TO BE FILLED WITH FOAM SEALANTS BEFORE PLASTERING

'U' VALUE BETTER THAN 0.35 W/M^2K

FLOOR :- 50x 170 m TIMBER FLOOR JOISTS @ 400 CRS, GALVD STEEL LATERAL RESTRAINT STRAPS, JOISTS TO INNER WALLS, VOIDS ROUND JOISTS (IN WALL) FILLED WITH FOAM SEALANT, 18mm FLOOR GRADE T&G CHIPBOARD CLADDING 12.5m PLASTERBOARD WITH PLASTER SKIM.

WINDOWS :- ALL NEW WINDOWS TO BE DOUBLE GLAZED "PILKINGTON INSULIGHT THERM" 24mm GLAZING UNITS, ARGON FILLED FIT WITH TRICKLE VENTILATORS MINM 8000 mm^2 OPENING AREA

ROOF :- CONCRETE INTERLOCKING TILES TO MATCH EXISTING, "TYVEK" (OR EQUIV) ROOFING FELT, S.W. TANALISED BATTENS 50 x 100 m RAFTERS, 50 x 125 m CEILING JOISTS @ 400 CRS. 50 x 200 m BINDERS (3 OFF) 75 x 225 PURLINS (4 OFF) 150 x 38m RIDGE BOARD. 100 m x 50 m TIMBER WALL PLATE FIXED TO INNER WALL WITH GALVD STEEL ANCHOR STRAPS AT MAXM 1800 CRS. GABLE WALL TIED TO ROOF TRUSSES (MINM 3) WITH GALVD STEEL ANCHOR TIES MAXM 1800 m CRS. 12.5m FOIL BACKED PLASTERBOARD WITH PLASTER SKIM. 125m ROCKWOOL INSULATION BETWEEN JOISTS, 140m ROCKWOOL INSULATION OVER JOISTS - 'U' VALUE BETTER THAN 0.16

PROPRIETRY ROOF EAVES/SOFFIT VENTILATION UNITS FITTED AT BOTH ROOF EDGES.

REVISED 3/4/03 (NO EXTN ON GROUND FLOOR)

PROPOSED FIRST FLOOR EXTENSION @ 43, MILLBANK CRESCENT WOODLEY

for Mr & Mrs HAMMERTON

SCALE 1:50

PLANNING SERVICES	INFT
POI	
DP	
CS	
16 APR 2003	
COPIES TO	ACK
	FILE

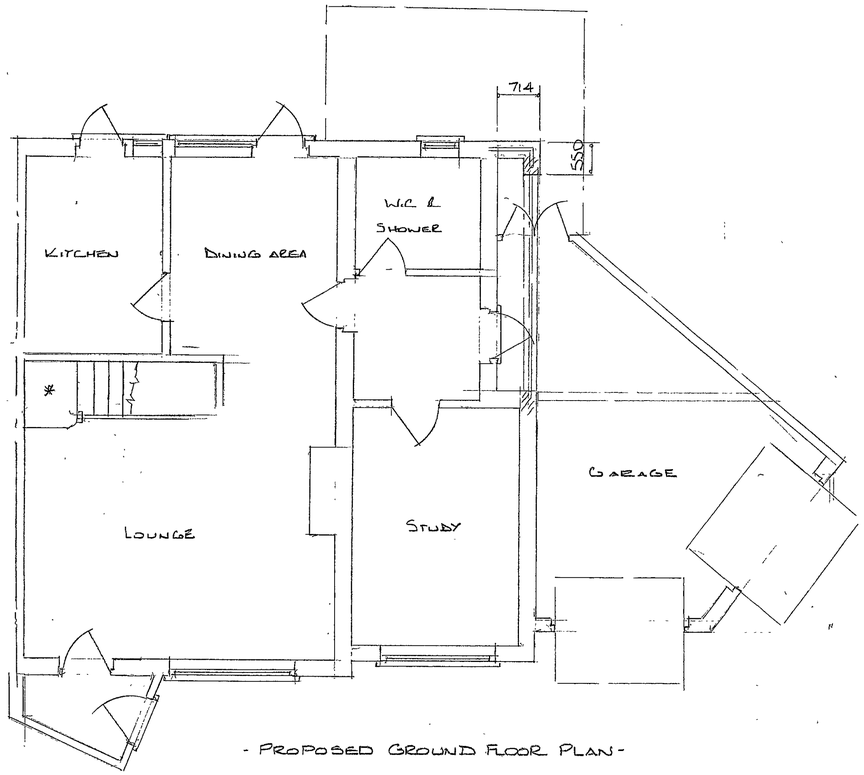

- PROPOSED GROUND FLOOR PLAN -

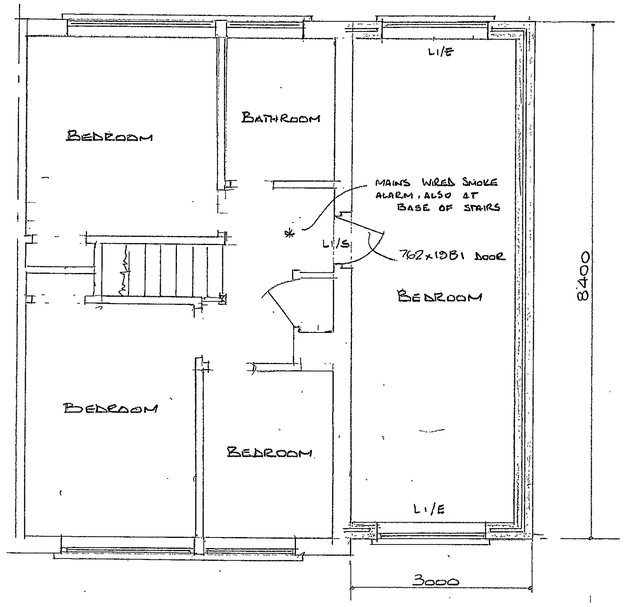

- PROPOSED FIRST FLOOR PLAN -

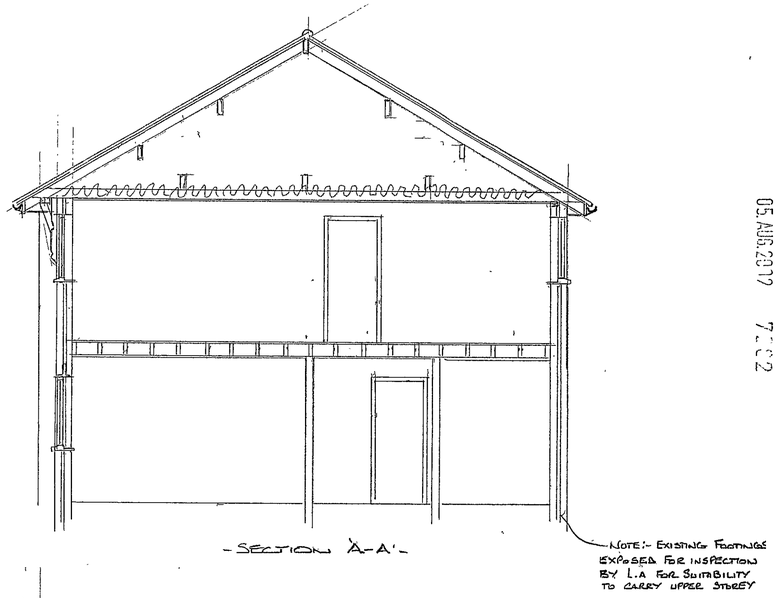

- SECTION 'A-A' -

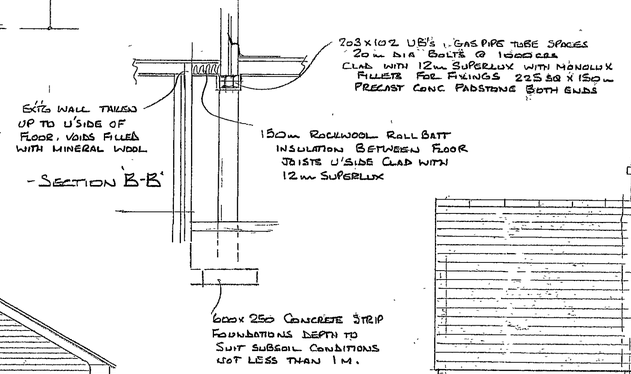

- SECTION 'B-B' -

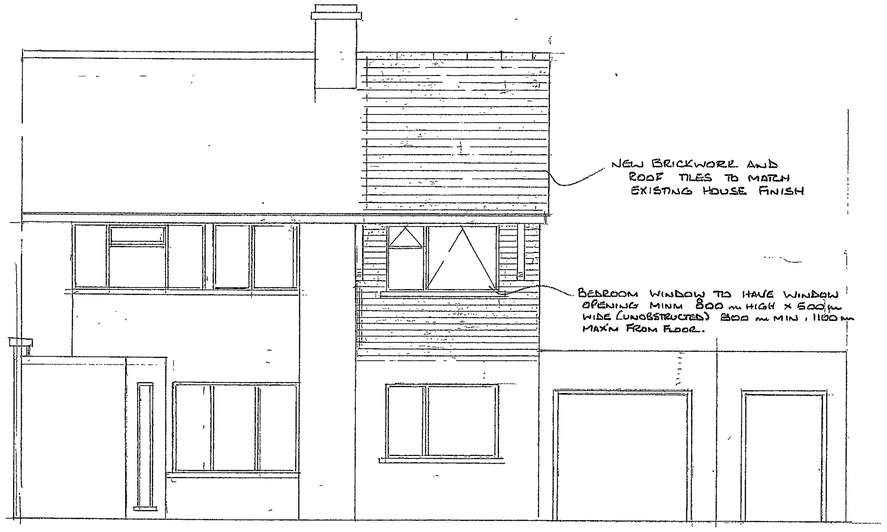

- PROPOSED FRONT ELEVATION -

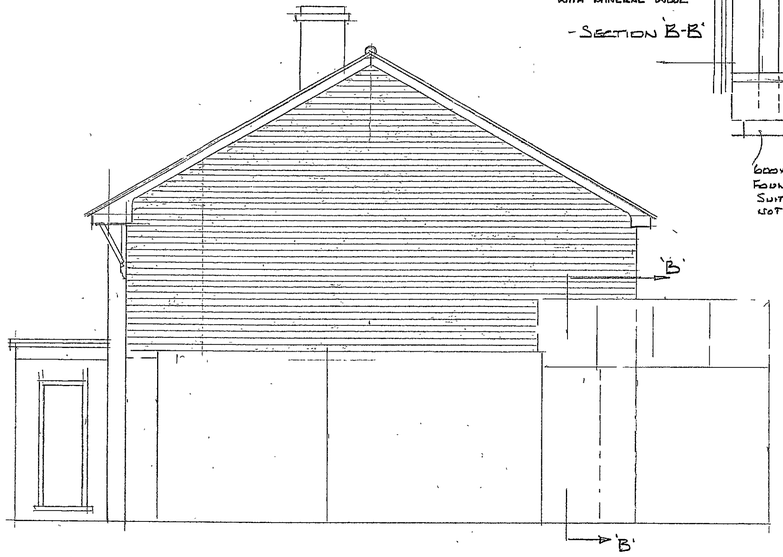

- PROPOSED SIDE ELEVATION -

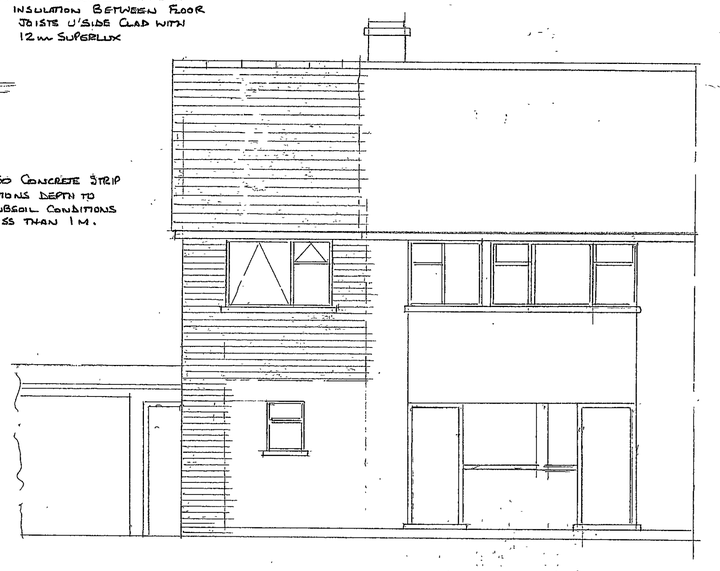

- PROPOSED REAR ELEVATION -

SPECIFICATION:-

WALLS:- 265m BRICK CAVITY WALL, MATCHING FACING BRICKS OUTSIDE, 100m THERMALITE SHIELD 2000 INSIDE 50m CAVITY. CELOTEX tuff-R CW 2038 CAVITY WALL INSULATION, GALVD STEEL WALL TIES WITH POSITIONING PADS (FOR INSULATION) 450m VERTICAL 900m HORIZONTAL SPACING. 1G. GALVD STEEL INSULATED LINTELS MINIMUM 150m BEARING EACH END. ALL NEW VERTICAL AND HORIZONTAL CAVITY CLOSURES FITTED WITH THERMABATE COMBINED DPC AND THERMAL BREAK. 18m LIGHTWEIGHT PLASTER INTERNAL FINISH. CAVITY CLOSED OF AT ROOF LEVEL. ALL VOIDS AROUND WINDOW OPENINGS TO BE FILLED WITH FOAM SEALANTS BEFORE PLASTERING 'U' VALUE BETTER THAN 0.35 W/M²K

FLOOR:- 50x170m TIMBER FLOOR JOISTS @ 400 CRS, GALVD STEEL LATERAL RESTRAINT STRAPS, JOISTS TO INNER WALLS, VOIDS ROUND JOISTS (IN WALL) FILLED WITH FOAM SEALANT. 18m FLOOR GRADE T&G CHIPBOARD CLADDING 12.5m PLASTERBOARD WITH PLASTER SKIM.

WINDOWS:- ALL NEW WINDOWS TO BE DOUBLE GLAZED "PILKINGTON INSULIGHT THERM" 24m GLAZING UNITS, ARGON FILLED FIT WITH TRICKLE VENTILATORS MINM 8000 MM² OPENING AREA

ROOF:- CONCRETE INTERLOCKING TILES TO MATCH EXISTING, "TYVEK" (OR EQUIV) ROOFING FELT, S.W. TANALISED BATTENS 50x100m RAFTERS, 50x125m CEILING JOISTS @ 400 CRS. 50x200m BINDERS (3 OFF) 75x225 PURLINS (4 OFF) 150x38m RIDGE BOARD, 100m x 50m TIMBER WALL PLATE FIXED TO INNER WALL WITH GALVD STEEL ANCHOR STRAPS AT MAXM 1800 CRS. GABLE WALL TIED TO ROOF TRUSSES (MINM 3) WITH GALVD STEEL ANCHOR TIES MAXM 1800 m CRS. 12.5m FOIL BACKED PLASTERBOARD WITH PLASTER SKIM. 125m ROCKWOOL INSULATION BETWEEN JOISTS, 140m ROCKWOOL INSULATION OVER JOISTS - 'U' VALUE BETTER THAN 0.16 PROPRIETRY ROOF EAVES/SOFFIT VENTILATION UNITS FITTED AT BOTH ROOF EDGES.

APPROVED

PROPOSED FIRST FLOOR EXTENSION
@ 43. MILLBANK CRESCENT
WOODLEY
for Mr & Mrs N. HAMMERTON.

SCALE 1:50

06/1/03

05.AUG.2012 7:02