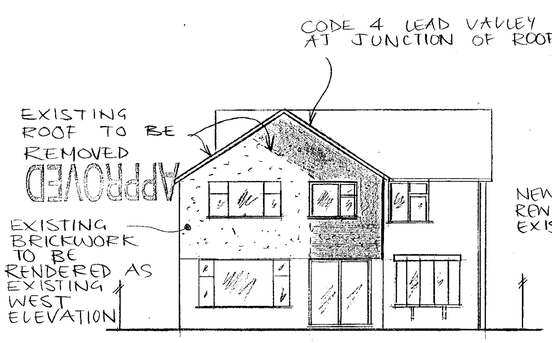

NORTH ELEVATION
1:100

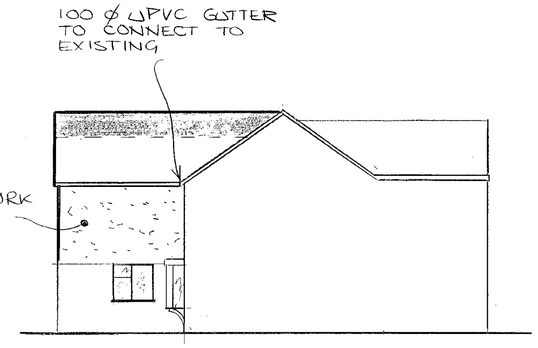

WEST ELEVATION
1:100

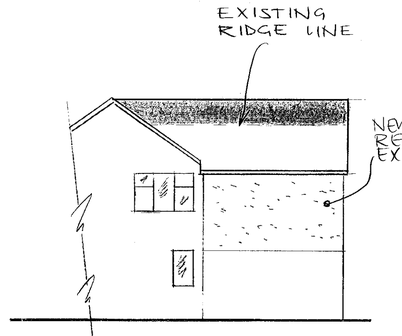

EAST ELEVATION
1:100

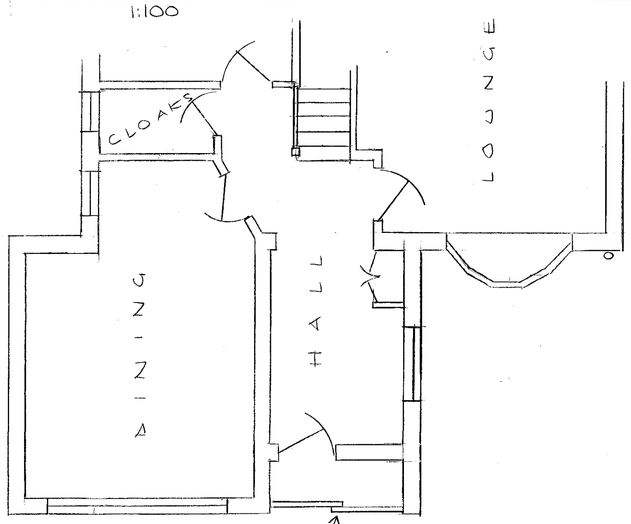

GROUND FLOOR
1:50

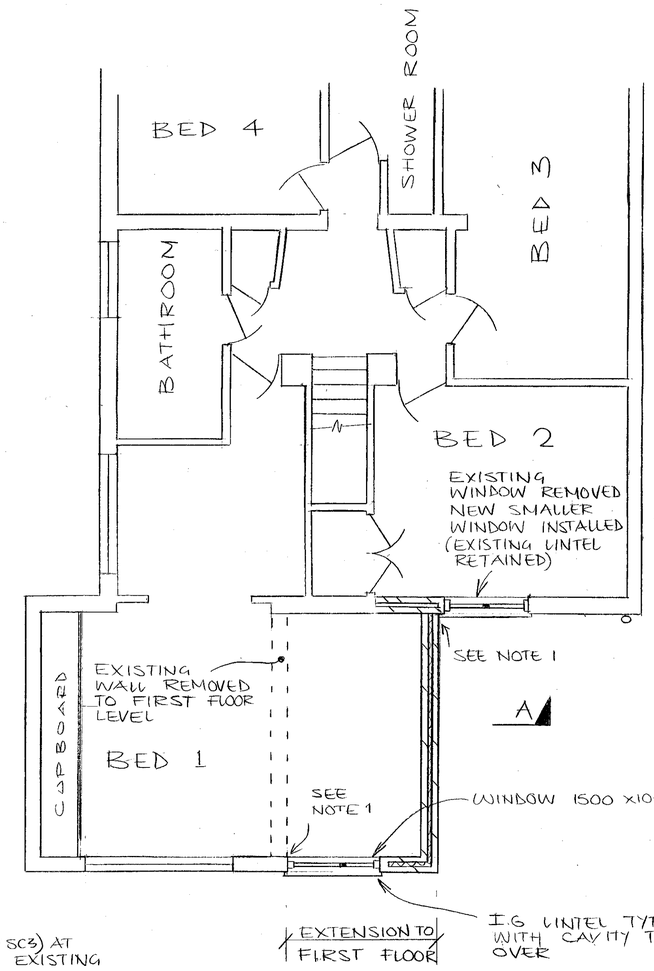

FIRST FLOOR
1:50

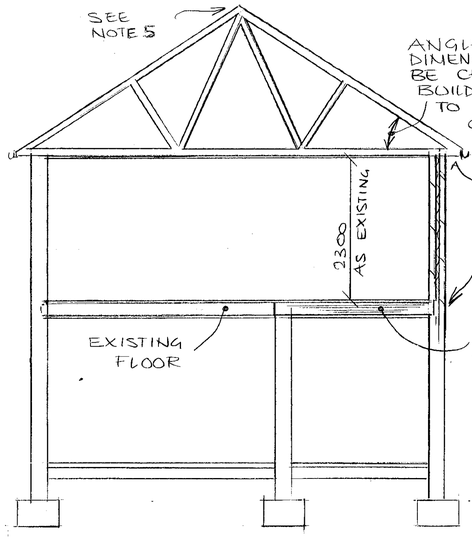

SECTION A-A
1:50

NOTE

EXISTING FOUNDATIONS TO BE CHECKED PRIOR TO CONSTRUCTION TO ASSESS SUITABILITY FOR ADDITIONAL LOADING (TO BE AGREED WITH BUILDING INSPECTOR)

SPECIFICATION

ROOF	CONCRETE TILES TO MATCH EXISTING WITH 25x38 BATTENS ON NON-TEARABLE FELT TO BS747 ROOF TRUSSES TO BE MANUFACTURED AND INSTALLED TO BS5268 PART 3, INCLUDING BRACING CALCULATIONS TO BE SUBMITTED PRIOR TO CONSTRUCTION 200 MM ROCKWOOL INSULATION 12.5 MM FOILBACKED PLASTERBOARD - ARTEX FINISH
CAVITY WALL	100 MM BLOCKWORK RENDERED AS EXISTING 50 MM CAVITY 50 MM ROCKWOOL BATTS 100 MM THERMALITE BLOCKS 13 MM DENSE PLASTER FINISH
FIRST FLOOR	22 MM T & G MOISTURE RESISTANT FLOOR BOARDS 47x150 SC3 JOISTS LAYED BETWEEN EXISTING FLAT ROOF JOISTS AT 450 CRS
WINDOW	TO BE WHITE uPVC DOUBLE GLAZED AS EXISTING, TRICKLE VENT REQUIRED WITH MINIMUN AREA OF 8000 MM²

NOTES

1. SURFIX CAVITY WALL FIXING AND VERTICAL DPC AT CLOSE OF CAVITY WITH DOUBLE WALL TIES
2. WALL TIES AT 900 CRS HORIZONTAL AND 450 CRS VERTICAL
3. BRICKWORK CAVITY CLOSER AT HEAD OF WALLS AND 50X100 WALL PLATE
4. GALVANISED MILD STEEL RESTRAINT STRAPS (5x30MM CSA) AT MAX 2.0M CENTRES TO FIRST FLOOR JOISTS & RAFTERS, CEILING JOISTS. ALSO VERTICALLY TO WALLPLATES AT 1.2M MAX CENTRES.
5. ALL EAVES TO HAVE VENTILATION EQUIVALENT TO A CONTINOUS GAP OF 25MM PLUS HIGH LEVEL TILE VENTILATORS EQUIVALENT TO A 5MM GAP.
6. THERMABATE INSULATED CAVITY CLOSER AT WINDOW OPENING.
7. ALL STRUCTURAL TIMBER TO BE TANALIZED.

FOR THERMAL CALCULATIONS SEE ATTACHED SHEETS

Mark	Revision	Chkd	Date	Drawn

PROPOSED FIRST FLOOR EXTENSION

AT: OAKTREES WESTERN AVENUE, WOODLEY

FOR: MR + MRS PRINCE

23/8/00

Scales AS SHOWN	Drawing No. P001
Date. MAR 2000	
Cad Ref.	