NOTES

FOUNDATIONS: NEW CONCRETE MASS FILLED EXCAVATED TO A DEPTH TO SUIT SITE CONDITIONS & TO LA APPROVAL (MIN 1m & 600mm WIDE)

GROUND FLOOR CONSTRUCTION: 50mm SAND & CEMENT SCREED ON 50mm CELOTEX INSULATION (OR SIMILAR) ON 1200g POLYTHENE DPM ON 100mm A.C.R.S.T. CONC. ON 100mm HARDCORE.

FIRST FLOOR CONSTRUCTION: 19mm TONGUED & GROOVED CHIPBOARD TO BS. 5669 ON GRADE SC4, 150×50 TIMBER JOISTS @ 400 C/C. DOUBLE JOISTS UNDER STUDWORK (AND ALL SPANS OVER 2000mm TO HAVE SOLID STRUTTING, AS NECESSARY) AND BATH LEGS.

EXTERNAL DOORS & WINDOWS: TO BE SOFTWOOD BANDALISED & OF SIMILAR STYLE TO EXISTING, WITH DOUBLE GLAZING, & TRICKLE VENTS EQUAL TO 8000 sq mm & OPENABLE AREA EQUAL TO 1/20th FLOOR AREA.

LINTELS: AS NOTED ON DRGS, OR TO L.A./S.E. SPECIFICATION

WALLS: NEW WALLS TO EXTERNAL TO BE FACING BRICK TO MATCH EXISTING, WITH 50mm CAVITY FILLED WITH DRITHERM INSULATION. VERTICAL DPC AT ALL OPENINGS & CAVITY CLOSED AT EAVES, HEAD & REVEALS. INNER LEAF OF INSULATING BLOCKWORK, BONDED TO OUTER LEAF WITH STAINLESS STEEL TIES EVERY 450mm VERTICALLY & 900mm HORIZONTALLY (ALSO OFFSET EVERY 225 VERTICALLY EITHER SIDE OF REVEALS, HEADINGS) DPC TO BE PROVIDED 150mm A.G.L. INTERNAL PARTITIONS TO BE STUDWORK (U.N.O.) OF 100×50 TIMBER @ 400 C/C WITH HEAD & SOLE PLATE & 100mm FIBRECLASS QUILT BETWEEN AND PLASTERBOARD, WITH SKIM, FINISH.

ROOF: EXISTING ROOF TO BE CUT BACK TO RECEIVE NEW CONSTRUCTION OF TILES (TO MATCH) ON BATTENS ON TYPAR F1 REINFORCED, UNTRAVERSABLE FELT ON CUT ROOF (SEE SECTION) OR ON TRUSS RAFTERS TO BS. 5268: PART 3 1985, ON 100×50 WALL PLATE STRAPPED EVERY 1200mm WITH GALV STRAPS. ROOF SPACE TO BE VENTILATED AT EAVES (EQUAL TO 10mm CONTINUOUS GAP) AND INSULATED BETWEEN 150×50 CEILING JOISTS WITH 150mm QUILT INSULATION

DORMERS & CATSLIDE ROOF: MAKE UP AS ABOVE EXCEPT 60mm CELOTEX TO 2 INSULATION CUT BETWEEN RAFTERS WITH 50mm AIR GAP, VAPOUR BARRIER, AND PLASTER BOARD & SKIM FINISH. PRECUTTARY TILE VENTS AS NECESSARY TO PROMOTE VENTILATION EQUAL TO 25mm CONTINUOS GAP AT EAVES & 5mm AT RIDGE. DORMER CHEEKS TO BE VERTICAL TILES ON BATTENS ON FELT (TO BS 747) ON EXTERIOR GRADE PLYWOOD WELL NAILED TO 125×50 STUDS AT 400 C/C.

GLAZING: TO BE TOUGHENED SAFETY GLASS IF LESS THAN 1500 or 800 A.F.L. ON WINDOWS OR DOORS RESPECTIVELY.

VENTILATION: MECHANICAL TO KITCHEN TO BE 60 LTRS/SEC & TO BATHROOMS TO BE 15 LTRS/SEC WITH 15 MINS OVERRUN.

DRAINAGE: NEW 50 mm WASTE PIPES WITH RODDING EYES & SOCIAL TRAPS. WC TO HAVE P TRAP & 100 mm WASTE. BOTH TO EXISTING 9" SVP STUB STACKS & DRAINS. STORM WATER TO EXISTING.

GENERAL: ALL PLUMBING TO BS. 5572: 1978 & ALL TIMBER TO BE TREATED.

EXISTING STRUCTURE: EXISTING FOUNDATIONS & LINTELS TO BE EXPOSED AS NECESSARY AND REPACED/UNDERPINNED TO L.A. SATISFACTION

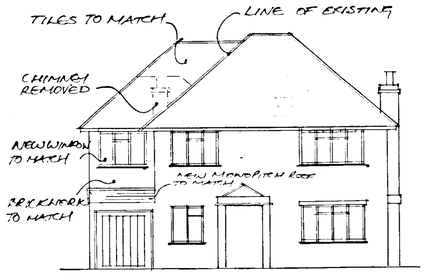

NORTH ELEVATION 1:100

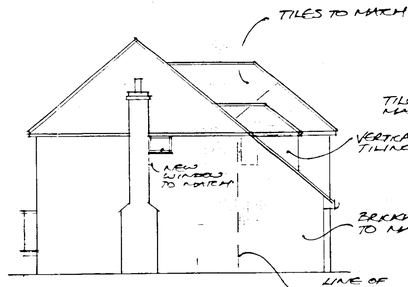

WEST ELEVATION 1:100



SOUTH ELEVATION 1:100

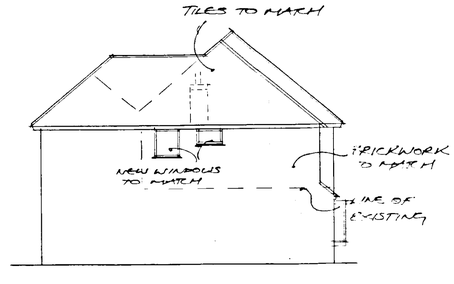

EAST ELEVATION 1:100

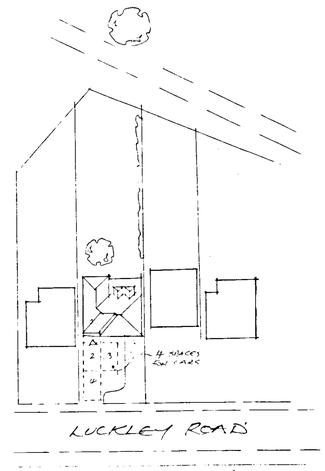

BLOCK PLAN 1:500

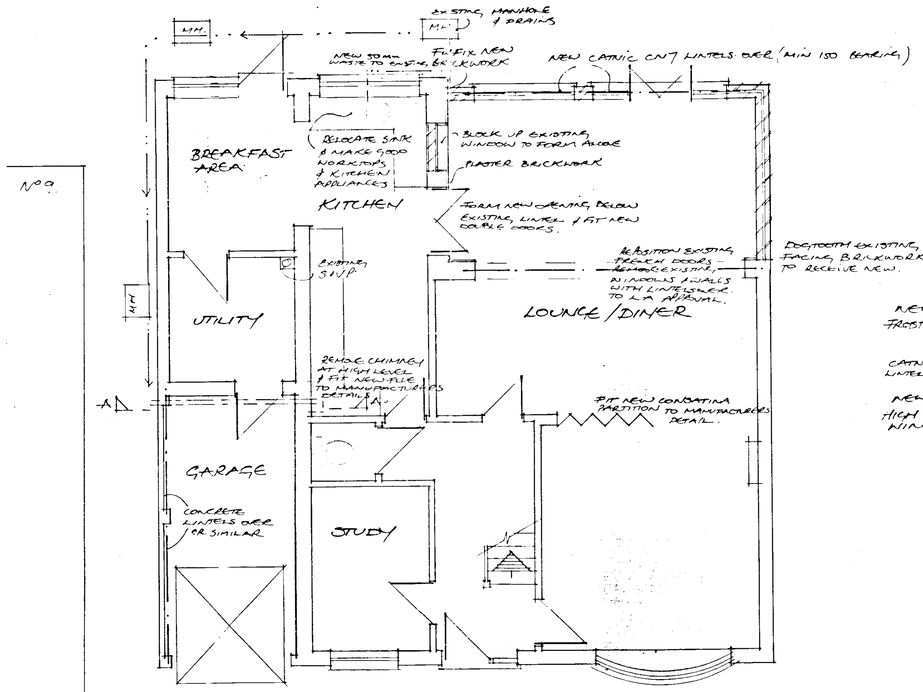

GROUND FLOOR PLAN 1:50

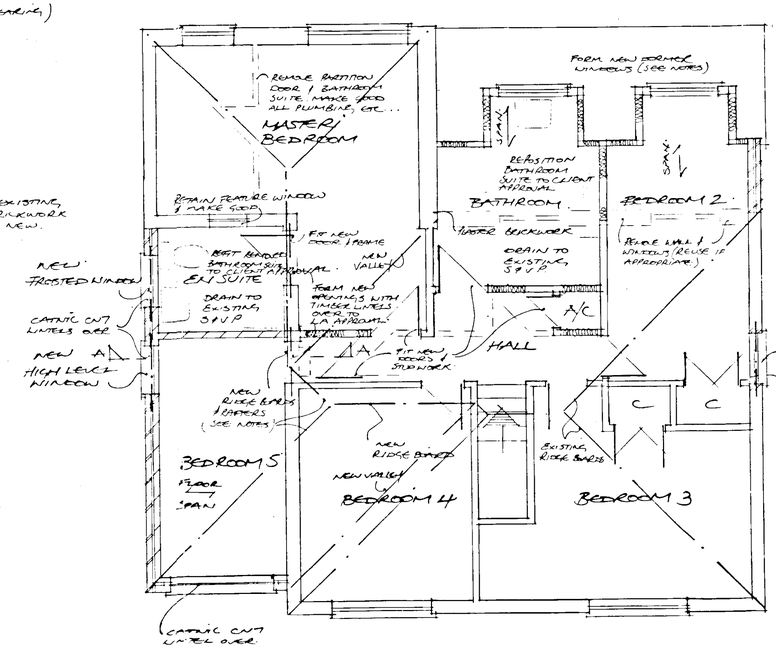

FIRST FLOOR PLAN 1:50

SECTION A-A 1:50

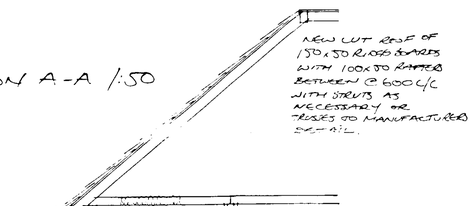

LOCATION PLAN 1:1250

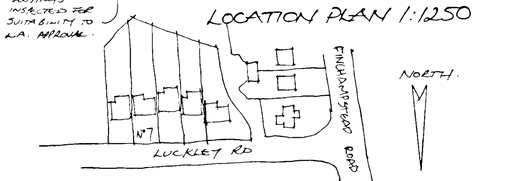

REV B B'REGS ADDED 27/2/02 REV C SIDE EXTENSION STEPPED BACK 6/3/02
REV A PLANNING AMENDMENTS

D.J. Green & Associates
Planning Design Development
23 Hawley Road, Hinkley Green
Surrey GU16 9AS
Tel: 01276 501969 Fax: 01276 506602
Email: dgreen@ntlworld.com
© Copyright

6 MAR 2002

Project: PROPOSED EXTENSION & ALTERATIONS @ 7 LUCKLEY ROAD WOKINGHAM RG41 2ES
Client: MR & MRS C. ROGERS ADDRESS AS ABOVE
Scale: AS NOTED Date: NOV 01 Drawn: DJG.
Drwg. No. 167/1 Rev C

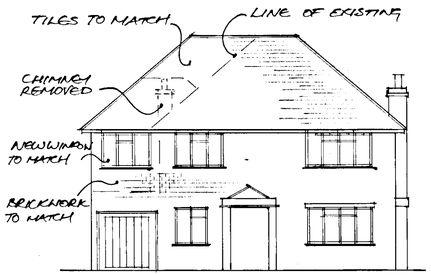

NORTH ELEVATION 1:100

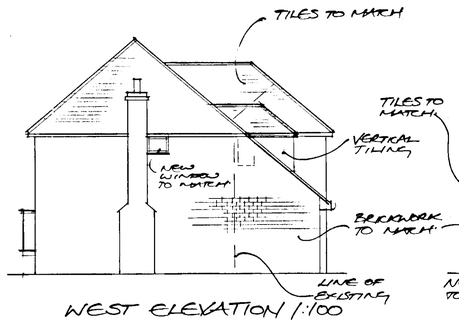

WEST ELEVATION 1:100



SOUTH ELEVATION 1:100

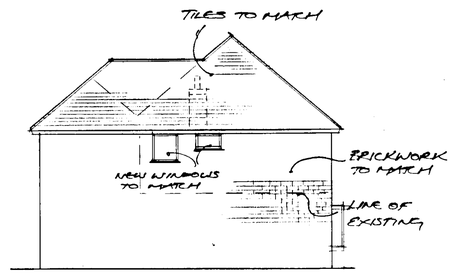

EAST ELEVATION 1:100

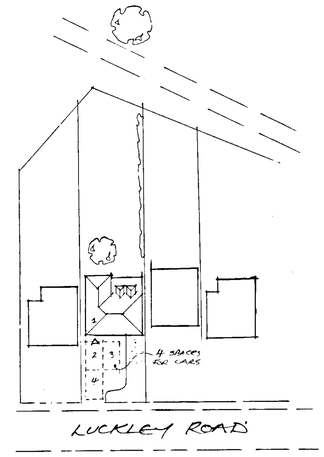

BLOCK PLAN 1:500

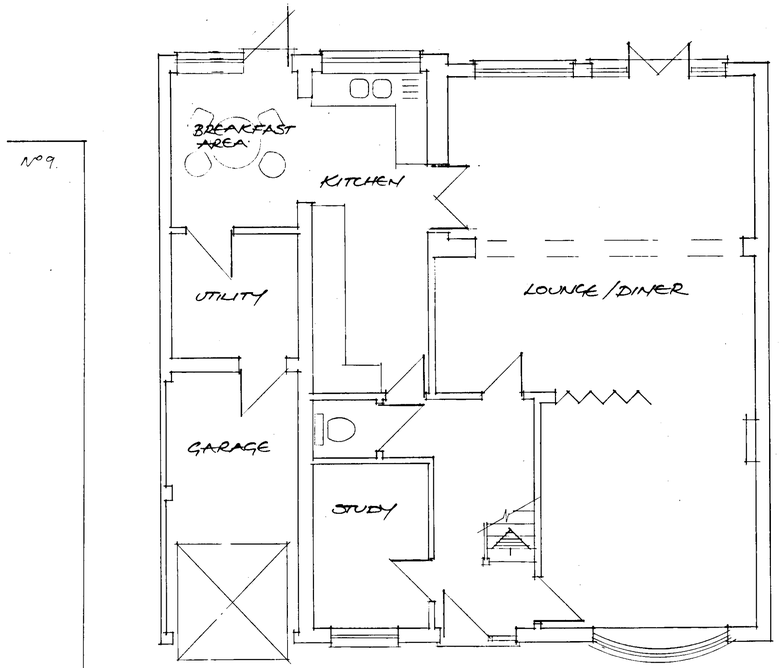

GROUND FLOOR PLAN 1:50

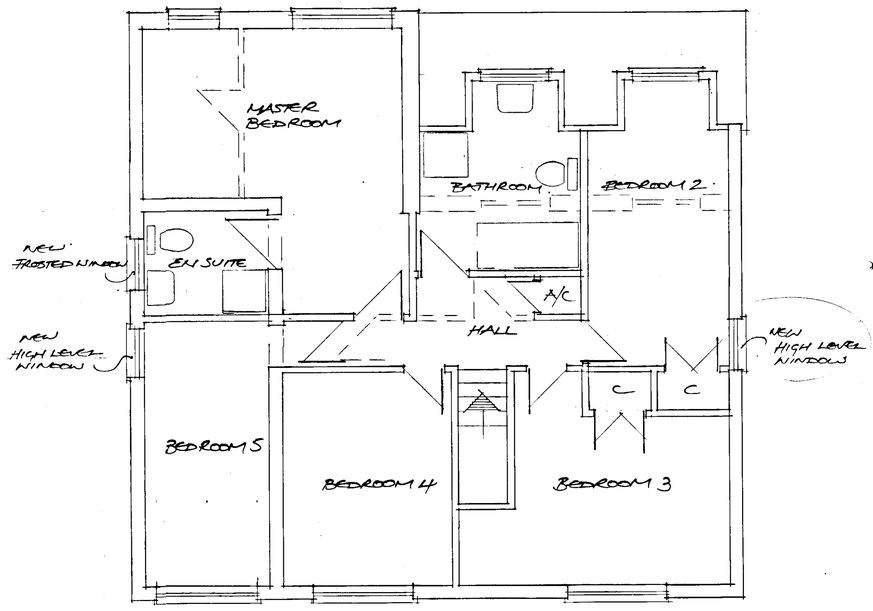

FIRST FLOOR PLAN 1:50

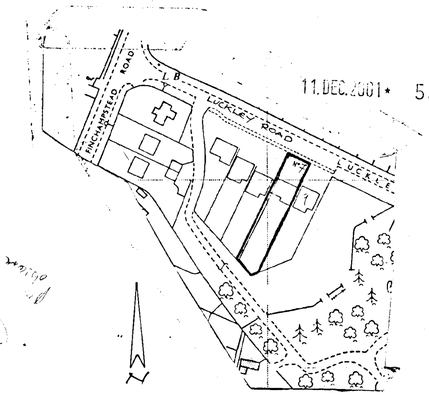

LOCATION PLAN 1:1250

11.DEC.2001* 5515

APPROVED

REV A PARKING SHOWN + MINOR AMENDMENTS.

D.J.Green & Associates Planning Design Development 25 Worsley Road, Frimley Green Surrey GU16 9AS Tel: 01276 505969 Fax: 01276 506602 Email: djgreen@ntlworld.com © Copyright	Project PROPOSED EXTENSION & ALTERATIONS @ 7 LUCKLEY ROAD WOKINGHAM RG41 2ES
	Client MR & MRS C. ROGERS ADDRESS AS ABOVE
	Scale AS NOTED Date NOV 01 Drawn DJG.
	Drwg. No. 167/1 Rev A

