DO NOT SCALE FROM THIS DRAWING, IF IN DOUBT PLEASE ASK!!



Elevation towards Driveway

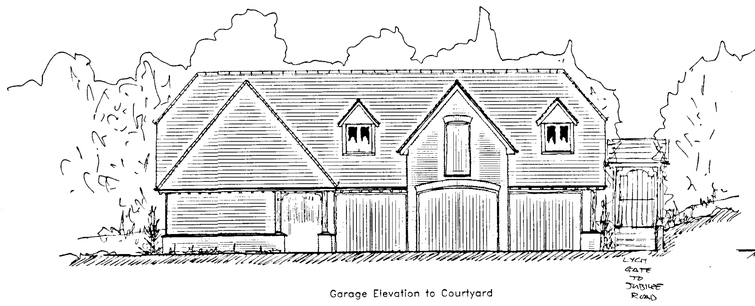

Garage Elevation to Courtyard

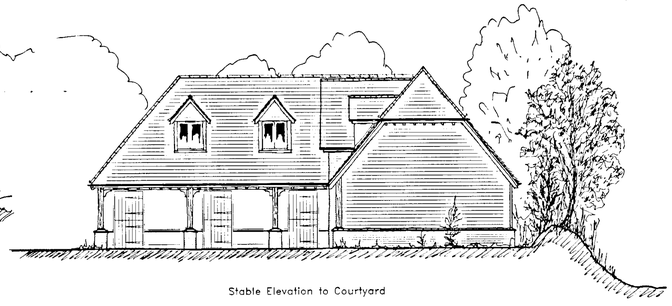

Stable Elevation to Courtyard

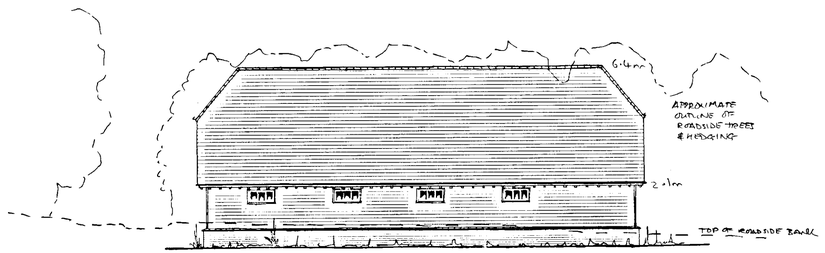

Elevation to Road



Datum Level 95.000

South West Elevation as Existing

ROOF: RED CLAY PLAINTILES & FITMENTS
BLACK GUTTERS & DOWNPIPES

WALLS: BLACK FEATHEREDGE BOARD
OAK POSTS & BEAMS
RED CLAY TILES OVER
RED STOCK PLINTH BRICKS

JOINERY: DARK OAK STAINED TIMBER
TO DOORS & WINDOWS
BLACK HINGES & IRONMONGERY

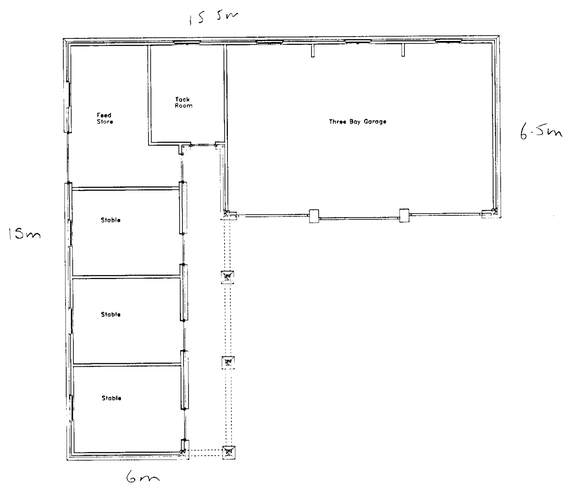

Ground Floor Plan



Datum Level 95.000

South West Elevation as Proposed

04.JAN.2002 • 5870

This drawing is the copyright of Patrick Howard Design Associates and may not be reproduced in whole or part without prior written permission.

Revisions		

P.H.D. ASSOCIATES
BRAEMAR HOUSE
WATER LANE
STANSTED, ESSEX
CM24 8BJ
TEL: 01279 306866
FAX: 01279 306868
EMAIL: PHD@PHDASSOCIATES.CO.UK

ARCHITECTURE • ENGINEERING • TOWN PLANNING

Project	Proposed Garages & Stables Highground Jubilee Road Finchampstead
Drawing	Plans & Elevations of Garages & Stables Site Section showing Garages & House
Date	18th December 2001
Drawn By	SPH-D
Scale	1:100 & 1:200
Drawing Number	0033/PLG/01

DO NOT SCALE FROM THIS DRAWING, IF IN DOUBT PLEASE ASK!!

Legend

Abbreviated Features:

AV	Air Valve	FH	Fire Hydrant	RS	Road Sign
BB	Bollard/a Beacon	FL	Floor Level	RWP	Rain Water Pipe
BM	Benchmark	FS	Flag Staff	SC	Stop Cock
BOL	Bollard	FW	Foul Water	SP	Spot Post
BH	Bh	GP	Gate Post	TR	Tree Sapling
BP	Boundary Peg	GV	Gas Valve	VP	Vent Pipe
BT	Bt Manhole	HC	Hollow	WP	Soil Vent Pipe
CP	Telecom Cover	HY	Hydrant Cover	SW	Surface Water
TBP	Telecom Pillar	IL	Invert Level	PPW	Parapet Wall
CB	Cycle Barrier	KS	Kerb Stone	TBM	Temporary Bollard
CL	Cover Level	LP	Lamp Post	TP	Telephone Pole
CO	Cable Box	LS	Lamp Standard	TBP	Telephone Call Box
CP	Cable Pit	MH	Manhole	TF	Tactile Paving
CTV	Cable TV Cover	MK	Marker Peg	TP	Telephone Pole
CTP	Cable TV Pillar	MS	Mile Stone	UTL	Unable to Lift
MC	Undentified Cover	NP	Notice Board	U/G	Underground
EC	Electricity Cover	NT	Name Plate	VC	Valve Chamber
EP	Electricity Pillar	OH	Over Head	WC	Water Cover
EPO	Electricity Pole	PI	Pipe	WM	Water Meter
FC	Electric Power Line	PO	Post	WO	Wash Out
FPO	Electric Power Line	RE	Reading Eye	Av.	Average
FC	Earth Cable	RL	Road Level	Ht.	Height
EL	Eaves Level	RP	Reflective Post	BDK	Back Drop
FCP	Feeder Pillar			SSC	Soil Stack Pipe

Hatching:

Buildng :

Building/Shed :

Glass House :

Symbols:

Manhole/Inspection Chamber :

Inlet Pipe

Inlet Pipe — Out Flow Pipe

Control Station :

Bush/Shrub : Spd:0 Ht:0.0

Tree : Spd:0.0 Ht:12.0

Tree (Multi-Bole) : Spd:0.0 Ht:12.0

Tree (Coppice) : Spd:0.0 Ht:12.0

Gates : Single

Double or Style

Wet/Marsh Land :

Line Types:

Embankment : Top of Bank ; Bottom of Bank

Telephone Line :

Electricity Power Line :

Drop Kerb :

Contours : 1 ; 0.5

Hedge :

Root Line :

Foliage

Tree Canopy

Fence :

Change in Boundary type :

Site Surveyed By:
Sunshine Survey
Matlock Derbyshire & Bury St Edmunds, Suffolk
01629 581888 01284 717150
Email: sunsur@globalnet.co.uk

This drawing is the copyright of Patrick Howard Design Associates and may not be reproduced in whole or part without prior written permission.

Revisions	

P.H.D. ASSOCIATES
BRADMAN HOUSE
WATER LANE
STANSTED, ESSEX
CM24 8BJ
TEL: 01279 306066
FAX: 01279 306068
EMAIL: PHD@PHDASSOCIATES.CO.UK
ARCHITECTURE • ENGINEERING • TOWN PLANNING

Project	"Highground", Finchampstead Wokingham, Berkshire. Proposed Garages & Stables
Drawing	Site Layout Plan As Proposed
Date	18th December 2001
Drawn By	SPH-D
Scale	1:200
Drawing Number	0033/PLG/SP/02

04 JAN 2002 5010