

REAR ELEVATION - NORTH EAST

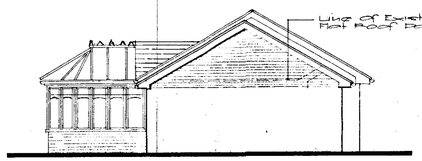

SIDE ELEVATION

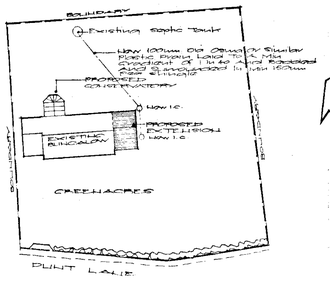

BLOCK PLAN
SCALE 1:500

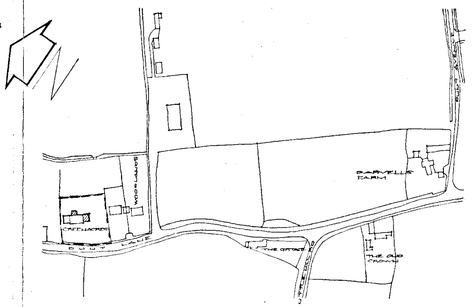

LOCATION PLAN
SCALE 1:2500

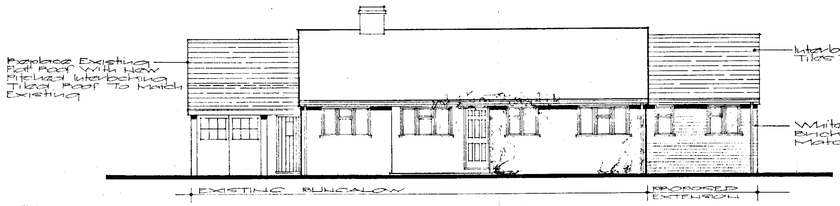

FRONT ELEVATION - SOUTH WEST



SIDE ELEVATION

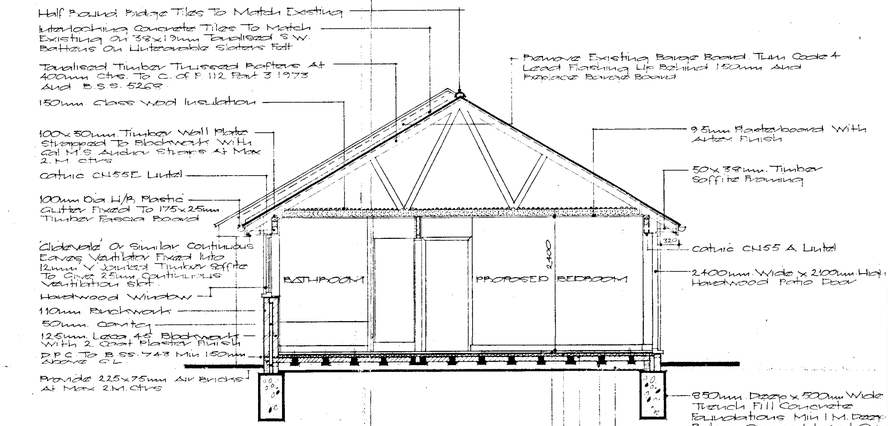

SECTION a-a

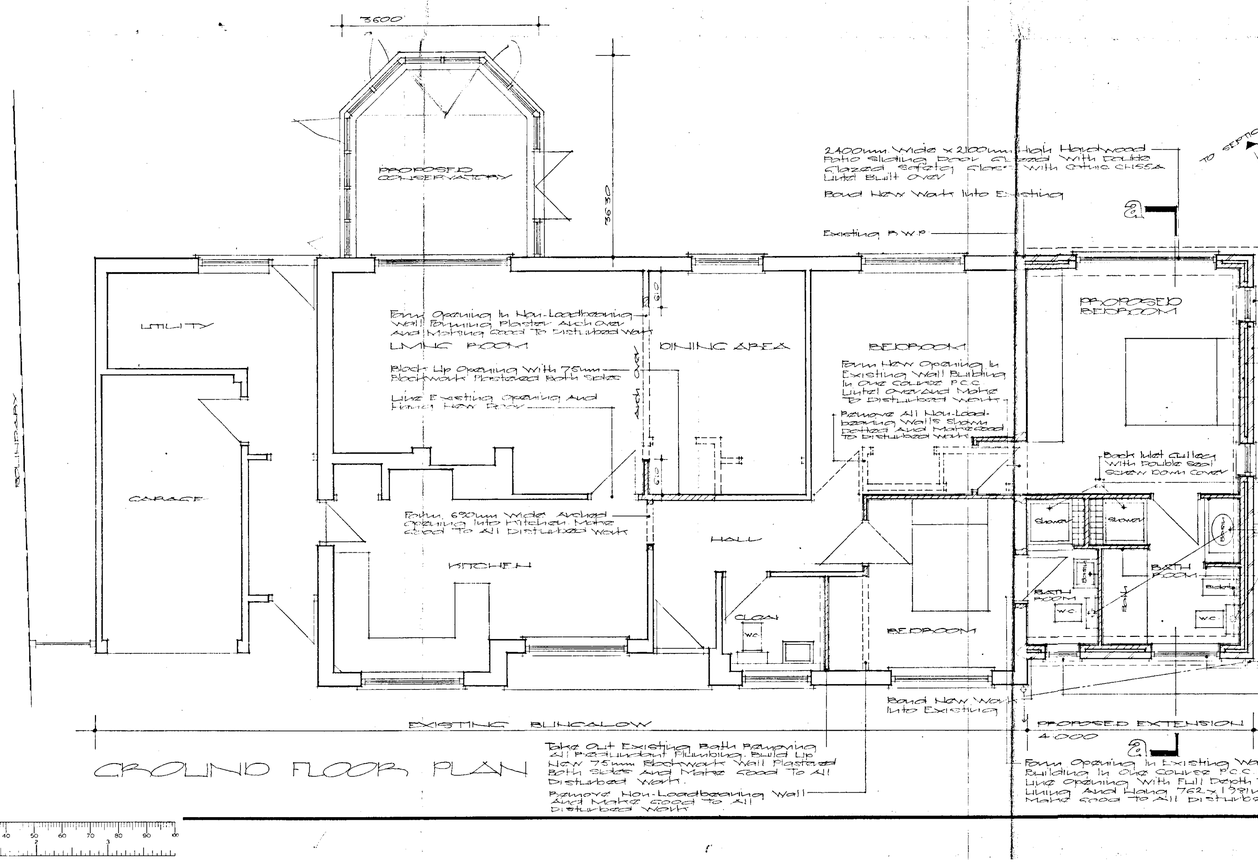

GROUND FLOOR PLAN

BUILDING REGULATION NOTES

1. Foundations To Comply With Building Regulations A1/2. Part E.
2. External Walls To Have Overall 'U' Value Not Exceeding 0.45W/m²°K
3. All Structural Timber To Be Tanalised
4. All Windows To Have Opening Area Equivalent To 1/20th Of Floor Area And Fitted With Trickle Ventilators
5. All Glazing Below 1200mm To Be In Safety Glass To B.S.S. 6206
6. Provide And Fix Dpc Course P.C.C Lintels Over All Openings Where Passing Through Walls
7. Over All Internal Openings Unless Specified Build In One Course P.C.C. Lintels
8. Provide Extractor Fans In Both New Bathrooms Extracting At The Rate Of 15 Litres per Second

CLIENT	MR. & MRS. C. STEWART
PROJECT	PROPOSED EXTENSIONS TO CREEHACRES, PLINT LANE, HURST, BERKSHIRE.
DRAWING	PLANS & ELEVATIONS
SCALE 1:50 & 1:100	DRAWING No. 9-92-01
DATE 11TH JUNE 1992	

KEVIN CLAYDEN & ASSOCIATES,
4 CRANLEY COTTAGES,
BROADMOOR COMMON ROAD,
HURST, BERKSHIRE. RG10 0RD
TELEPHONE (0734) 343167



L H SIDE ELEVATION

REAR ELEVATION

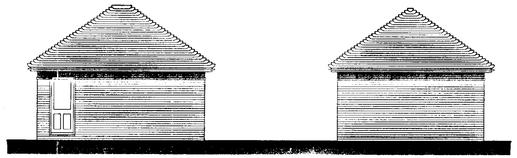

L H SIDE

REAR



FRONT

R H SIDE

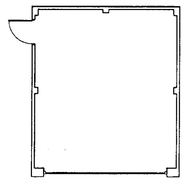

GARAGE PLAN

FOR LOCATION REFER TO SITE PLAN

PLANNING NOTES

REFER TO SP1 FOR DETAILS OF SITING

MATERIALS

Walls : Facing and feature brickwork to be selected
String course in feature brickwork

Render : Smooth and painted as schedule

Tilehanging : Plain tiles to be approved

Verge : Plain struck tile verges and bargeboard to detail

Eave : Closed eave with gutterboard and painted as schedule

Fenistration : Timber windows as indicated

Roof : Plain tiles to be approved at pitch indicated.
Bay roofs to have plain tiles



FRONT ELEVATION



R H SIDE ELEVATION

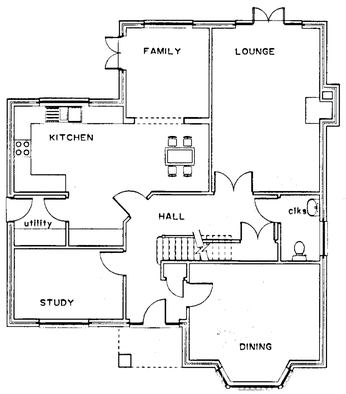

GROUND FLOOR PLAN

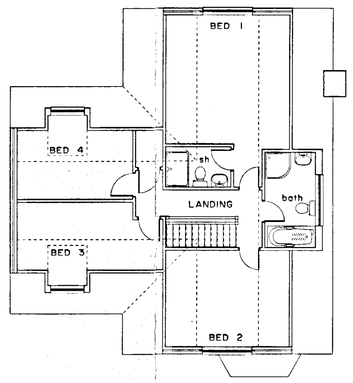

FIRST FLOOR PLAN



Richard Clark
CHARTERED ARCHITECTS

Millstream, Kingsmill, London Road, High Wycombe, Bucks HP10 9BA
Tel 01494 550200 Fax 01494 550800 Email RICClark@fsbdial.co.uk

CONTRACT
RESIDENTIAL DEVELOPMENT
GREENACRES
DUNT LANE
HURST

CLIENT
MARLOW BUILDING CO LTD

DRAWING
PLANS AND ELEVATIONS
PLOT 2

DRAWN	DATE
RIC	NOV 01
SCALE	**JOB / DRWG No**
1:100	619 / P2

COPYRIGHT ©



L H SIDE ELEVATION

REAR ELEVATION



FRONT ELEVATION

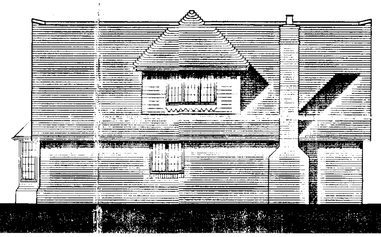

R H SIDE ELEVATION

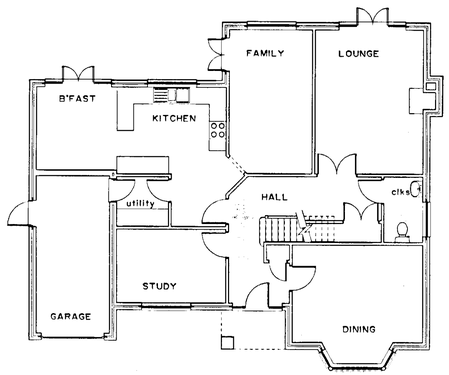

GROUND FLOOR PLAN

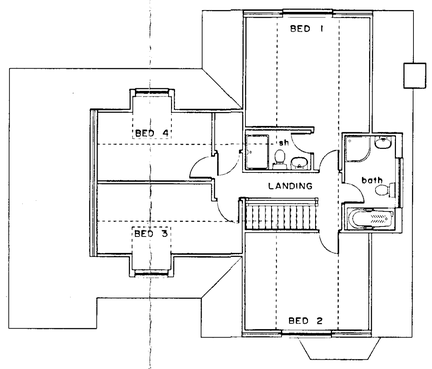

FIRST FLOOR PLAN



PLANNING NOTES

REFER TO SPI FOR DETAILS OF SITING

MATERIALS

Walls : Facing and feature brickwork to be selected
String course in feature brckwork

Render : Smooth and painted as schedule

Tilehanging : Plain tiles to be approved

Verge : Plain struck tile verges and bargeboard to detail

Eave : Closed eave with gutterboard and painted as schedule

Fenistration : Timber windows as indicated

Roof : Plain tiles to be approved at pitch indicated.
Bay roofs to have plain tiles

Richard Clark
CHARTERED ARCHITECTS

Millstream, Kingsmill, London Road, High Wycombe, Bucks HP10 9BA
Tel 01494 550200 Fax 01494 550800 Email RICClark@fsbdial.co.uk

CONTRACT
RESIDENTIAL DEVELOPMENT
GREENACRES
DUNT LANE
HURST

CLIENT
MARLOW BUILDING CO LTD

DRAWING
PLANS AND ELEVATIONS
PLOT 1

DRAWN	DATE	
RIC	NOV 01	
SCALE	**JOB / DRWG No**	**COPYRIGHT**
1:100	619 / P1	©

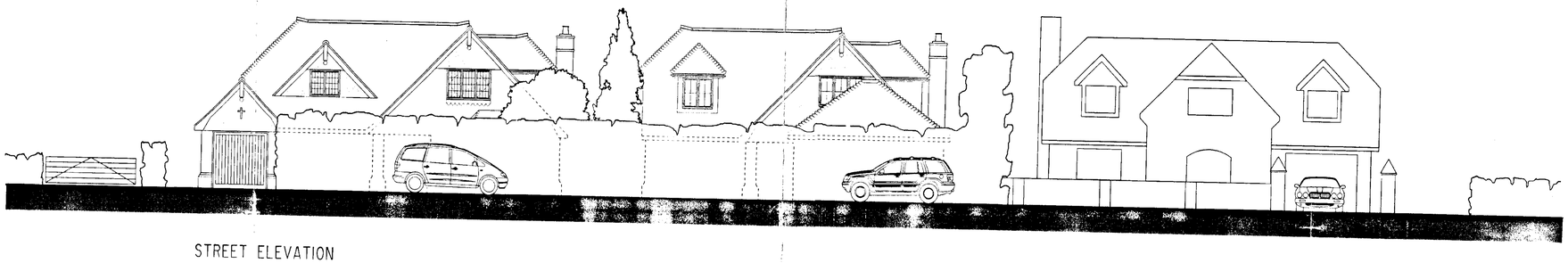

STREET ELEVATION

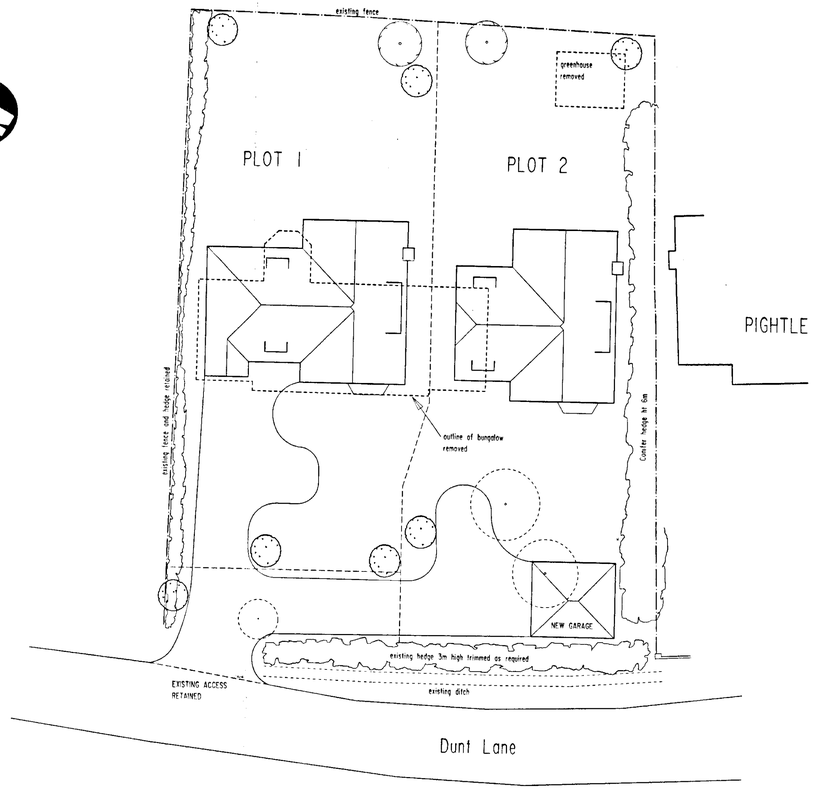













PROPERTIES ALONG DUNT LANE



GREENACRES DUNT LANE

Richard Clark
CHARTERED ARCHITECTS

Millstream, Kingsmill, London Road, High Wycombe, Bucks HP10 9BA
Tel 01494 550200 Fax 01494 550800 Email RICClark@fsbdial.co.uk

CONTRACT
RESIDENTIAL DEVELOPMENT
GREENACRES
DUNT LANE
HURST

CLIENT
MARLOW BUILDING CO LTD

DRAWING
SKETCH SCHEME
SITE LAYOUT

DRAWN
RIC

DATE
OCT 01

SCALE
1:200

JOB / DRWG No
619 / SK1

COPYRIGHT
©