

north elevation

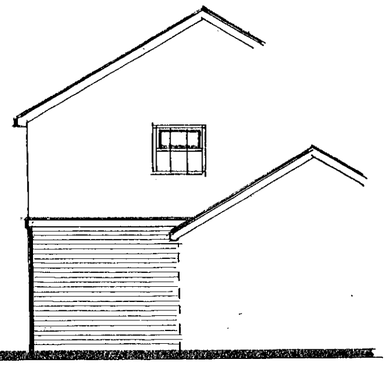

west elevation

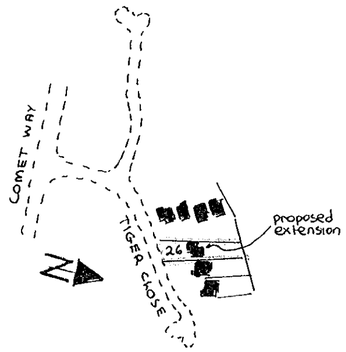

location plan
1:2500

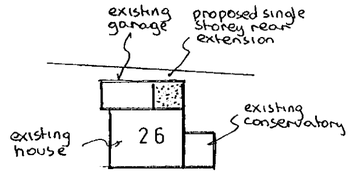

block plan
1:500

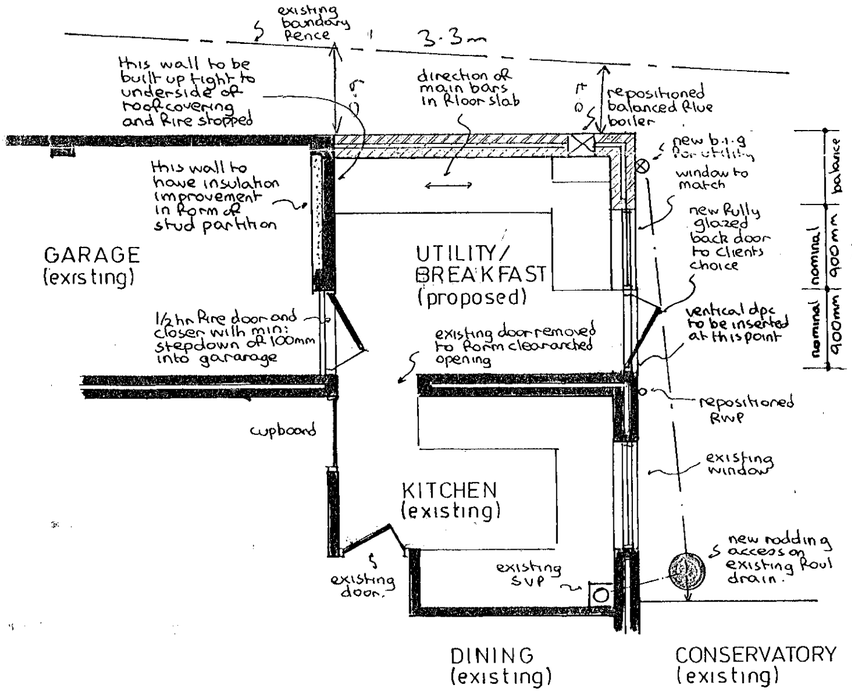

gross internal area of extension = 7.05 m²

part ground floor plan

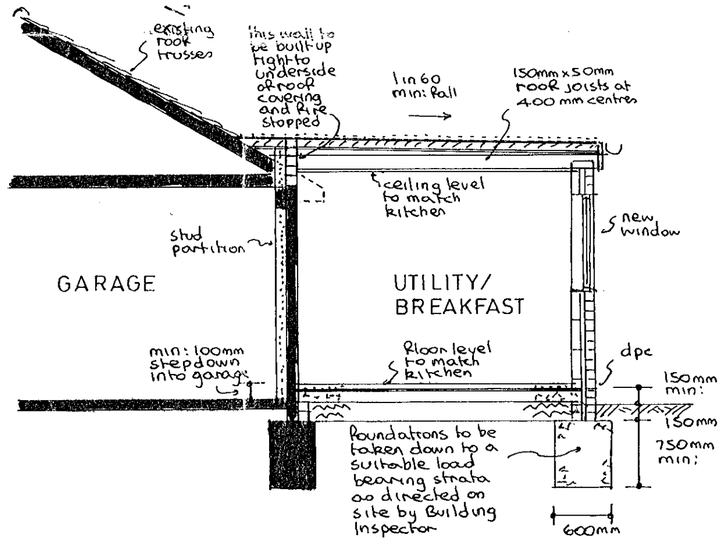

typical section

09 NOV 2000 *

notes:-

Roof:- Three layer felt and chippings (high performance system) on 120mm hardrock Rockwool rigid slab insulation on vapour barrier on 18 mm exterior quality plywood on firrings to create 1 in 60 min fall on 150mm x 50mm roof joists at 400mm centres with ceiling of 9mm foil backed plasterboard and skimcoat plaster to receive selected decorations. This is a warm deck roof and no cross ventilation is required.

Lateral restraint:- Where joists run parallel to an external wall, lateral restraint must be achieved by metal straps at 1200mm centres spanning three joists. In addition mild steel anchors min: 30mm x 5mm cross sectional area are to be provided at 2000 mm centres to anchor down all wall plates.

Floor:- Selected floor finish on 65 mm reinforced screed on building paper on 40mm Rockwool rigid slab insulation on ventrot or similar dpm on 150mm suspended concrete floor slab, supported on all edges and reinforced with B785 fabric reinforcement with 10 mm main bars at 100 mm centres with 8 mm distribution bars at 200mm centres with min: 40mm bottom cover set on blinded layer of selected hardcore.

Walls:- 112mm external skin of facing brick to match existing with 50mm cavity containing 50mm Rockwool insulation batts and 100mm internal skin of celcon blockwork and 16mm plaster finish to receive selected decorations. To avoid risk of cold bridging, reveals around all new external door and window openings to be insulated.

Partition:- New section of stud partition to be formed of 100mm x 50mm timber studding at 400mm centres with 100mm fibreglass insulation between studding and faced with 9mm masterboard.

Windows/doors:- New window/door to be double glazed and fitted with trickle vent in head equivalent to 4000mm² opening. Any glass in window/door below 1500mm measured from floor level to be in laminated safety glass.

Lintels:- I.G. Lintels Ltd type L1/S galvanised steel insulated lintels.

D.p.c & flashings:- D.p.c to be leadcored felt and flashings in code 4 lead.

Electrics:- To clients individual requirements but must be installed in strict accordance with current I.E.E regulations.

Ventilation:- Kitchen to have either extract fan (60 litres per second) or cooker hood (30 litres per second). Utility to have extract fan (30 litres per second) all discharging to open air.

Rainwater:- 112 mm gutter to discharge via existing repositioned 62mm RWP via back inlet gulley.

Foul drain:- Allowance to be made for forming rodding access on existing drain. All new drainage to be carried out in 100 mm upvc underground drainpipe, bedded in pea shingle, set at min: 1 in 40 fall and provided with concrete lintels where pipes pass under walls.

APPROVED

2/1/01

PROPOSED EXTENSION at 26 TIGER CLOSE, WOODLEY, BERKS for MR & MRS. R. PROUD.

Revisions:- 'A' 27/10/20 window/door amended at clients request.

Drawing Nº	AH/E/3066 A
Scales	1:50 & 100
Date	OCT 2000

ANDESIGN BUILDING PLANS