

Existing Side Elevation

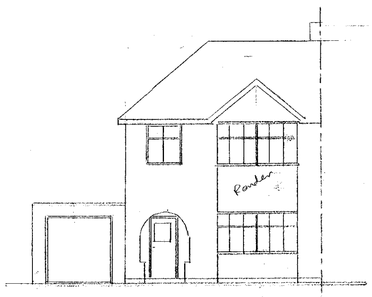

Existing Front Elevation



Existing Rear Elevation

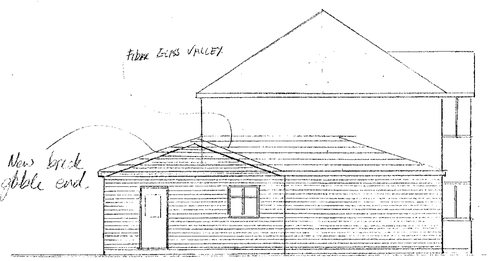

Proposed Side Elevation



Proposed Front Elevation

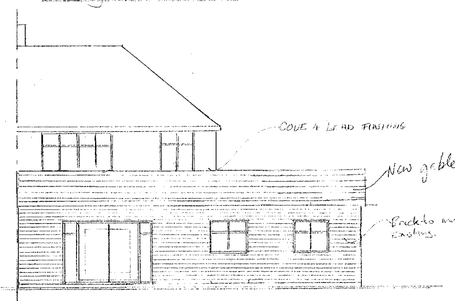

Proposed Rear Elevation

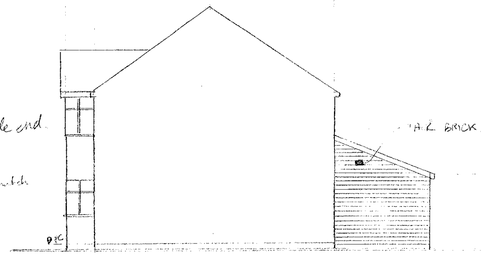

Proposed Side Elevation

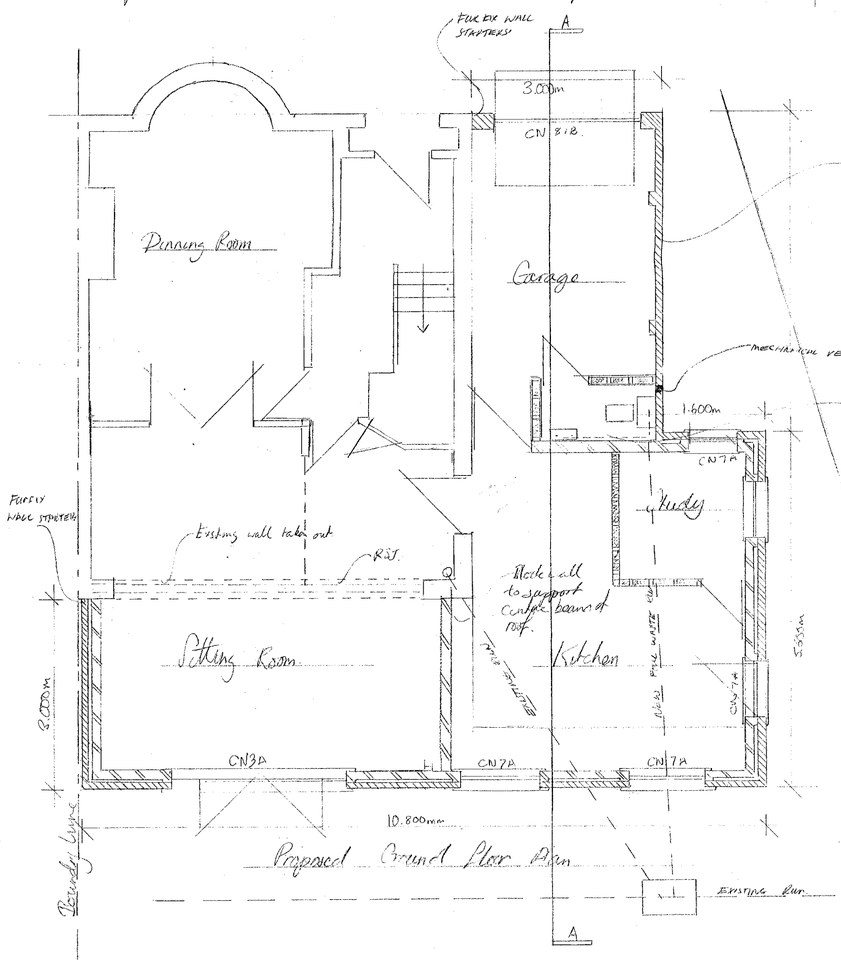

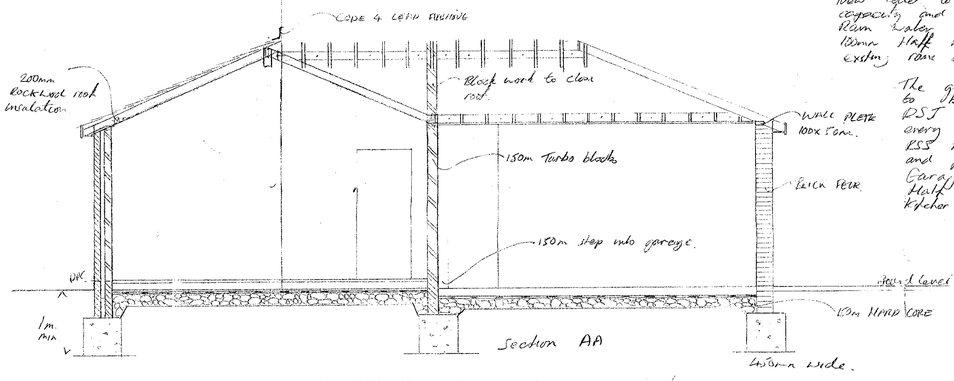

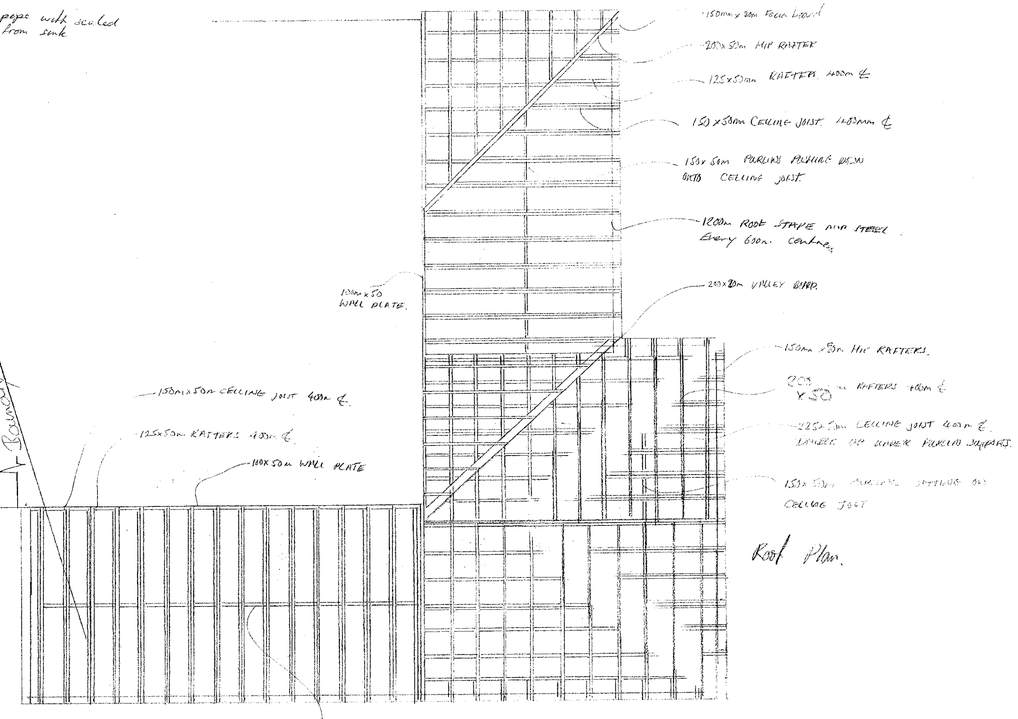

Roof Plan.

Roof
Concrete tiles to match existing on treated battens on untreated rafters felt. Rafter to be 125 x 50m SC3 treated timber 400m Centres
Ceiling joist to be 150 x 50m SC3 treated timbers 400m Centres
100 x 50m SC3 WALL PLATE (Typical) to ROOF ends at 600m Centres
25m air vents to run in soffit board. End gable to have due grade
Brick work to match existing 270m cavity, 50mm. Cockrell cavity batten
wall ties every 900m vert. 600m Horz. Every 300m Horz up all
door and windows jambs to be 75mm core to be wood up all jambs
to 1st. Cold bridging
100m " Thermalite Block inner skin. Concrete blocks under ground
DPC 150m above ground Level.
Foundation to be 1m below ground level all to building control
approval.
Drains to be 100m dimp PIPE work laid on pea shingle. fall of 40 to 1m.
Concrete bedd over drains run for brickwork.
Floor Slab.
150m screed, on 100m concrete slab on floor make 50m thk.
1200g DPM. surface on 150m Hard core.
Ceiling 200m insulation 12.5m Plaster board. wall rockwool and plaster
Finish.
Stud walls 100 x 50m SC4 timber 100mm & 100m rockwool insulation
12.5 plaster board. skimmed plaster finish
The extension is to be naturally ventilated Light openings height and
trickle vents of 8000 sq m in bill windows
Habitable rooms are to have a total opening area of external
doors and windows of at least 1/20th of floor area.
New toilet to have mechanical extract fan with 30 l/sec
capacity and 15mm overrun.
100m Eaves run off from pitched roof to be collected in
100mm Half round plastic gutter. 75mm down pipe opening
existing drain and new soakaways 4.5m away from house

The glass to the French doors and window in doorway to be safety glass such as toughened or laminated
RSJ to be 250m x 140m 35 kg p/m bolted together
every 600m. Concrete pad stone under RSJ.
RSJ to be boxed in with two skins of 12.5m plaster board
and plaster finish for fire protection.
Garage floor to be 150mm lower
Half hour fire door between garage and new
kitchen with closer.

10.MAY 2000* 1474

APPROVED

Client	Proposed Job	Scale
Mr C.H. & S.E. CAMPBELL 7 TRIMLEY CLOSE NUNEATON WARWICKS CV10 7QU	Single Storey Side and Rear Extension.	1:50 1:100 23/11/99



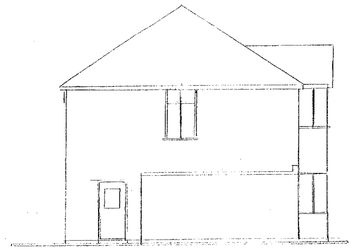

Existing Side Elevation



Existing Front Elevation



Existing Rear Elevation

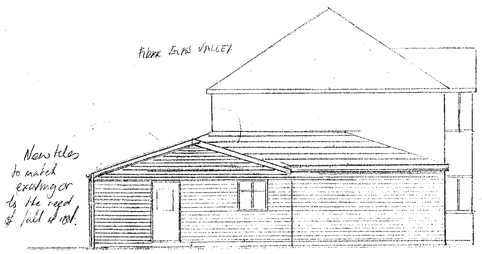

Proposed Side Elevation



Proposed Front Elevation



Proposed Rear Elevation

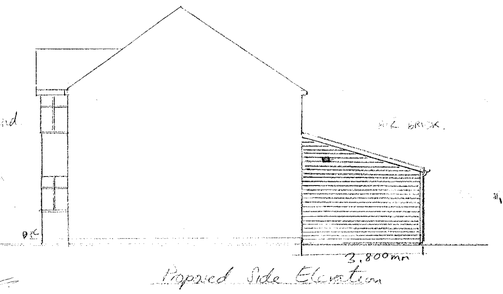

Proposed Side Elevation

Root
Concrete tiles to match existing on treated battens on untarbic roofing felt. Rafter to be 125x50mm SC3 treated timber. 400mm Centres
Ceiling joist to be 150x50mm SC3 treated timbers 400m Centres
100x50 SC3 timber purlin supported to timber ones at 600m Centres
Eaves: are roofs to run in soffit board. End gable to have tile verge
Brick work to match existing 270m cavity 50mm cockered cavity batten wall ties every 900m vert 600m Horiz. Every 300m Heavy up all door and window jambs Damp core to be used up all jambs to str. coted bridging
100m Hemelite Blocks inner skin. Concrete blocks under ground
DPC 150m above ground Level.
Foundation to be 1m below ground level all to building control approval
Drains to be 100m dia PVC work laid on pea shingle. full of 40 to 1m. Concrete lintel over drains near for brickwork.
Floor Slab.
50m screed on 100m concrete 1gde on floor note 50m HIK.
1200g 1gm hardcore on 150m Hard core.
Ceiling 200m insulation 12.5m Plaster board. wall rendered and plaster finish
Stud walls 100x50m SC3 timber 400mm c/c 100m rockwool insulation 12.5 plaster board. skimmed plaster finish.
Note extension is to be naturally ventilated by opening lights and trickle vents at 4000sqm in all windows
Habitable rooms are to have a total opening area of external doors and windows of at least 1/20th of floor area.
New toilet to have mechanical extract fan with 30 l/sec capacity and 15min overrun.
New Valley run off from pitched roof to be collected in 100m Half round plastic gutter 75mm down pipe leading existing rain and new soakaway 4.5m away from house.

The glass to the French doors and windows in Lounge to be safety glass such as toughened or laminated
RSJ to be 150m x 140m 35 Kg p/m to bolted together using 600m Concrete pad stone under RSJ.
RSJ to be box in with two skins of 12.5m plaster board and plaster finish for fire protection.
Garage floor to be 150mm Lower
Half hour fire door between garage and new Kitchen with closer

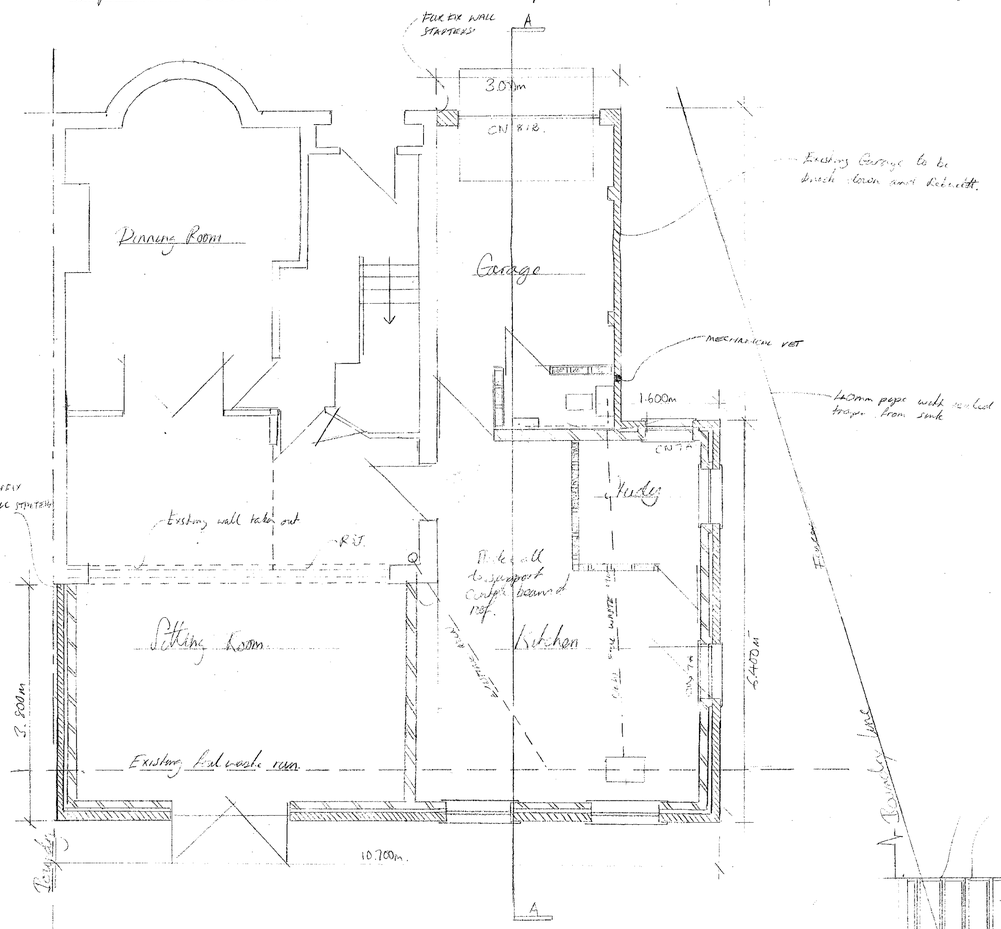

Existing Garage to be brush down and Rendered.

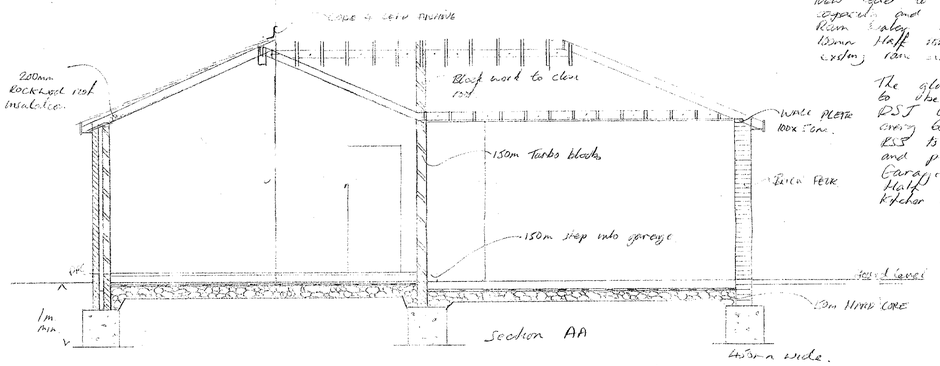

Roof Plan.

These plans were withdrawn as proposed plans, by the letter submitted on the 24 July, dated 20 July 2000.

Client	Proposed Single Storey Side and Rear Extension.	Scale 1:50 1:100
MR C [illegible] CRAFER 7 FOWLERS CLOSE [illegible]		27/11/99

PLANNING BUILDING CONTROL ENGINEERING SURVEYING CS ASP COPIES TO: ADD. FILE. 31 JUL 2000