ESP Utilities Group Ltd

Bluebird House

Mole Business Park

Leatherhead

Surrey

KT22 7BA

Date: 13 Mar 2025

To: Mrs Marcia Head

Please DO NOT SEND A REPLY to this email as it has been automatically generated and replies are not monitored.

We acknowledge with thanks your LSBUD request (referenced below) dated 13 Mar 2025 12:41:17 PM for information on the location of our assets.

LSBUD Reference:	36618402
Your reference:	250577

We can confirm that ESP Utilities Group Ltd (**ESP**) may have water, gas and electric assets within the vicinity of your search.

Please refer to the attached plan(s) showing the approximate position of our apparatus.

WARNING: When working in the vicinity of ESP Utilities Group Ltd's assets you have a legal *Duty of Care* that must be observed.

As your plans for the proposed work develop you are required to keep ESP regularly updated about the extent and nature of your proposed works in order for us to fully establish whether any additional precautionary or diversionary works are necessary to protect our gas network.

Safe digging practices, in accordance with HSE publication HSG47 "Avoiding danger from underground services" must be used to verify and establish the actual position of mains, pipes, services and other apparatus on site before any mechanical plant is used. It is your responsibility to ensure that this information is provided to all relevant people (direct labour or contractors) working for you.

Public: Information that can be seen and used by everyone inside and outside the Council.

Arrangements can be set in place so that one of our representatives can meet on site (date to be agreed) and we will be happy to discuss the impact of your proposals on the gas network once we have received the details.

ESP are continually laying new gas and electricity networks and this notification is valid for 90 days from the date of this letter. If your proposed works start after this period of time, please re-submit your enquiry.

Please do not hesitate to contact us for further assistance.

Yours sincerely,

ESP Utilities Group Ltd
ESP Utilities Group Ltd can be contacted at:
Office Tel: 01372 587500
Email: PlantResponses@espug.com

Important Notice

This enquiry response, including any associated documentation, has been assessed and compiled from the information detailed within the LSBUD enquiry outlined above. **Please ensure that the LSBUD enquiry details and this response accurately reflect your proposed works.**

This response is intended for use only by the addressee. If you have received the enquiry response in error, please let us know by telephone and delete all copies; you are advised that copying, distributing, disclosing or otherwise acting in reliance on the response is expressly prohibited. Full terms can be found at www.lsbud.co.uk

Disclaimer: While reasonable measures have been taken to ensure the accuracy of the information contained in this plan response, neither ESP Utilities Group Ltd nor PelicanCorp shall have any liability whatsoever in relation to any loss, damage, cost or expense arising from the use of this plan response or the information contained in it or the completeness or accuracy of such information. Use of such information is subject to and constitutes acceptance of these terms. Full terms can be found at www.lsbud.co.uk

If you are unable to launch any of the files for viewing and printing, you may need to download and install free viewing and printing software such as Adobe Acrobat Reader (for PDF files)

clancydocwra

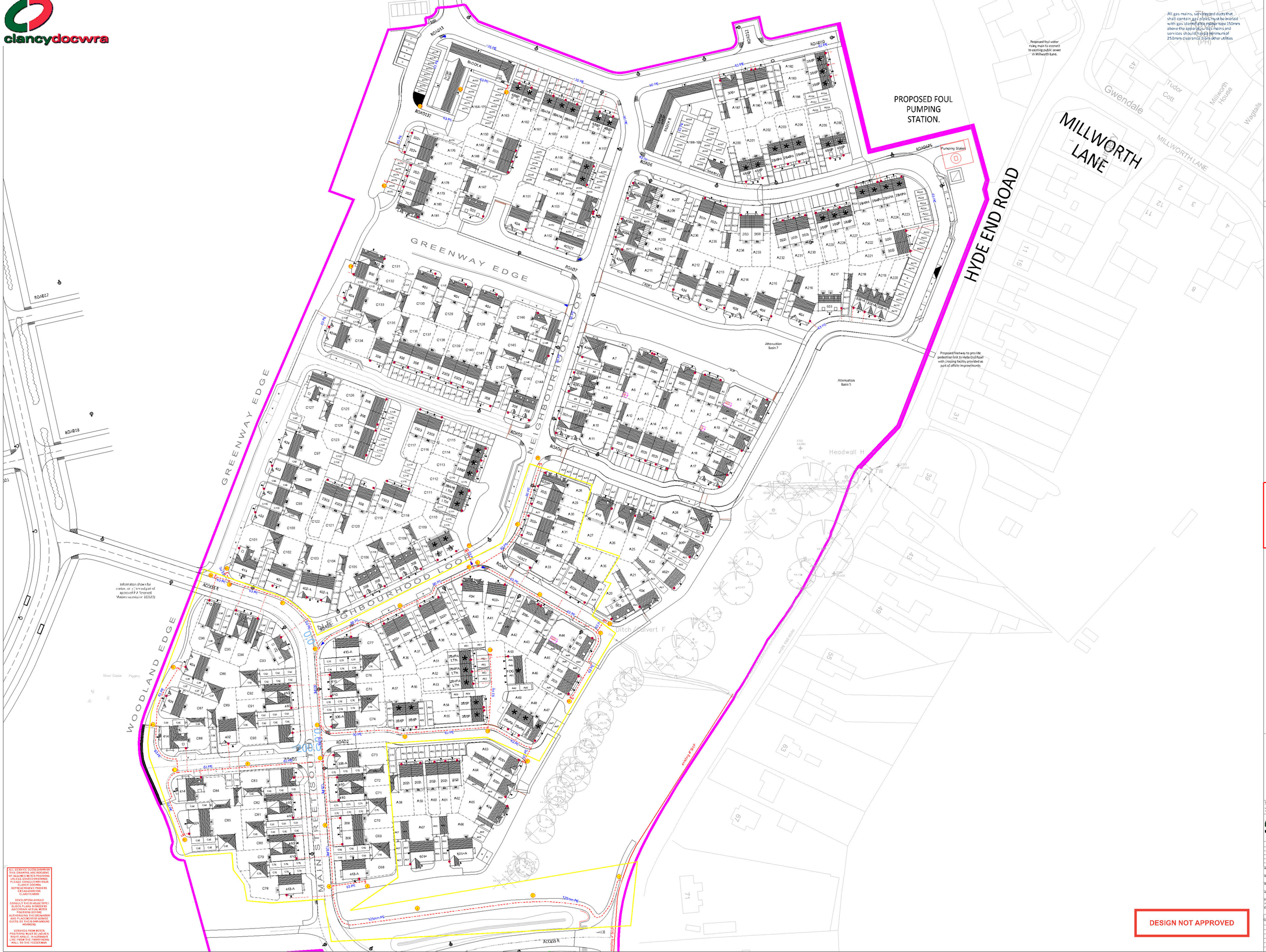

ALL SERVICE DUCTS SHOWN ON THIS DRAWING ARE INDICATIVE OF ASSUMED METER POSITIONS ONLY. ON SITE DUCT LOCATIONS PLEASE CONSULT WITH YOUR CLANCY DOCWRA REPRESENTATIVE PRIOR TO EXCAVATION FOR CLARIFICATION

DEVELOPERS SHOULD CONSULT THEIR HOUSE TYPE/ BLOCK PLANS RENDERED TO ASCERTAIN ACTUAL METER POSITIONS. ONLY AUTHORISE THE EXCAVATION AND PLACEMENT OF SERVICE DUCTS BY THEIR OWN GROUND WORKERS.

SERVICES FROM METER POSITIONS MUST BE LAID AT A RIGHT ANGLE, IN A STRAIGHT LINE FROM THE PROPERTY FACING WALL TO THE FEEDER MAIN

NOTES:

All gas mains, service pipes and ducts that shall contain gas pipes, must be overlaid with gas identifiers, minimum tape 150mm above the apparatus. Gas mains and services should have a minimum of 250mm clearance from other utilities

ESP GAS GROUP

ES Pipelines
HAZELEGEAN
STATION ROAD
LEATHERHEAD
SURREY
KT22 7AA
Tel 01372 227560 FAX 01372 377996

This Plan shows only the pipes owned by E S Pipelines Ltd in its role as a licensed Gas Transporter (GT). Gas pipes owned by other GTs, and also privately owned, may be present in this area. Information with regard to such pipes should be obtained from the owners. The information shown on this plan is given without obligation, or warranty.
The accuracy thereof cannot be guaranteed. All service pipes are not necessarily shown but their presence should be anticipated. No liability of any kind whatsoever is accepted by E S Pipelines Ltd, its agents or servants, for any error or omission. 'Safe digging practices, as detailed in Health and Safety booklet HS(G)47 'Avoiding danger from underground services', must be used to verify and establish the actual position of mains, services and other plant on site before any Mechanical plant is used. It is your responsibility to ensure that this information is properly used by persons either direct or contract employees working for you on or near gas apparatus. This information on this plan should not be referred to beyond 28 days following the date of issue.

ESN REF:- ESN*******

NOTES:

Materials
Materials, fittings, and equipment to be to Gas Industry Standards generally, and acquired through Clancy Docwra's purchase order system. Specifically:
PE Pipe, fittings, and equipment shall be to GIS/PL/2 Parts 1 to 8. Transition fittings to GIS/PL/3.
Valves shall be to GIS/V 7 Part 1 GIS/V7 Part 2 as appropriate, with ECV to GIS/V7 Part 3.
PE pipe up to 63mm diameter shall be SDR11, all other PE pipe SDR17.6.
Steel line pipe to L/2; gas risers to BS1387 (Medium or Heavy); threaded joints shall be to BS21.

Gas Mains
Gas mains shall be routed in accordance with the project drawing and generally be installed in accordance with the layout described in NJUG 7, below. Where NJUG 7 is not applicable, gas mains shall be laid at a depth of cover of 1100mm across country, 750mm in roadways and verges, and 600mm elsewhere.
Separation from other plant shall be 250mm parallel and 100mm crossing

Minimum proximity to normally occupied buildings shall be as shown in the Table 1 below. Proximities for any pipe not shown shall be taken from IGE/TD/3 and individually annotated on the drawing.

Gas Services
Unless otherwise shown on the drawing, domestic services shall be of 32mm diameter.
Services shall conform to the routes shown on the drawing and they shall:
- terminate on the property face or on the gable within 2m of the property front.
- be routed from the meter to the main at right angles to the face of the property.
- be laid at a depth of cover of 375mm (private gardens) or 450mm (public ground).

Gas Wall Boxes
From 1st May 2016 new requirements came into force with respect to gas meter box types:
- The installation of a cavity wall gas meter box shall be the preferred solution in the majority of cases.
- Where the above is not practicable then internal solutions must be considered.
- Semi-concealed boxes are only to be used as a last resort when all other options have been exhausted.

ClancyDocwra GAS LEGEND	
PROPOSED MP GAS MAIN	
PROPOSED LP GAS MAIN	
PROPOSED GAS SERVICES	
EXISTING MP GAS MAIN (Position Approx)	
EXISTING LP GAS MAIN (Position Approx)	
GAS MAIN AS LAID	
GAS SERVICES AS LAID	
DIAMETER CHANGE	
CAPPED END	
METER BOX (External)	
METER BOX (Internal)	
VALVE	
GOVERNOR	
LP NODE	
MP NODE	

GAS PIPE SIZE DIAMETER	SLEEVE MIN. DIA. DIAMETER
32mm & less	50mm
40mm	50mm
50mm	100mm
63 & 90mm	225mm
250mm	SPECIFY
315mm	SPECIFY

PLEASE NOTE:
ALL SERVICES TO BE 32mm DIAMETER

Table 1 - Proximity to normally Occupied Buildings

Pipe Diameter	LP < 0 ≤ 75mb	MP > 75mb ≤ 2b
≤ 63mm	0.25m	2.0m
90mm & 125mm	0.25m	2.0m
180mm, 250mm, 315mm	1.0m	2.0m
355m & 400mm	1.0m	4.0m



TRENCHLESS APPROACH NOT WITHIN 10.0m OF SURFACE

DISCLAIMER
The drawing is a diagrammatic representation of the Network Operator's Gas Pipe Network. It is not to be used for any other purpose than planning or operational purposes. We accept no responsibility for any other use or reliance upon the drawing.

clancydocwra
Unit 7 Surrey Research Park
Farnborough Lane
Surrey and
GU2 3RX

ORIGINAL DRAWING SIZE: A0			
CAD Ref:	A1 Plot	Engineer Ref:	ESN
Scale:	1:500	Job Ref:	XXXXXXXXXX
Date:	20/8/19	Adopting Ref:	ESP
Design:	C Richards	Asset Ref:	CDN01RX
		Grid Ref:	
Depot No:	Site No:	Street:	
SOP0208	SC1RX	Lindum/Bowlalley	

Original File Name: Utilities Entry Plan

Original Drawing No: CDN150427 UEP 01 PH-IN — Rev: A

Site Name: Shirfield West

Drawing Title: Hyde End Road Proposed early build Gas Layout20.08.19

Clancy Docwra Drawing No: MUNC/G152/002 | Hyde End Road early build — Rev: PA-A0

DRAWING REVISION DETAILS

Rev	Date	Details	Drn	Chkd

FOR INFORMATION USE ONLY. NOT TO BE USED FOR CONSTRUCTION.

DESIGN NOT APPROVED

ESP GAS GROUP

ES Pipelines
HAZELDEAN
STATION ROAD
LEATHERHEAD
SURREY
KT22 7AA
Tel: 01372 227560 FAX: 01372 377996

This Plan shows only the pipes owned by E S Pipelines Ltd in its role as a licensed Gas Transporter (GT). Gas pipes owned by other GTs, and also privately owned, may be
present in the area. Information with regard to such pipes should be obtained from the owners. The information shown on this plan is given without obligation, or warranty.
The accuracy thereof cannot be guaranteed. All service pipes are not necessarily shown but their presence should be anticipated. No liability of any kind whatsoever is
accepted by E S Pipelines Ltd, its agents or servants, for any error or omission. Safe digging practices, as detailed in Health and Safety booklet HS(G)47 'Avoiding danger
from underground services', must be used to verify and establish the presence of mains, services and other plant on site before any excavation is commenced. It is the
responsibility to ensure that this information is provided to all persons (either direct or contract labour) working for you on or near gas apparatus.
The information on this plan
should not be referred to beyond 28 days following the date of issue.

ESN REF:- ESN019951

Gas Mains
Gas mains shall be routed in accordance with the project drawing and generally be installed in accordance with the layout described in NJUG 7, below. Where NJUG 7 is not applicable, gas mains shall be laid at a depth of cover of 1100mm across country, 750mm in roadways and verges, and 600mm elsewhere. Separation from other plant shall be 250mm parallel and 100mm crossing

Minimum proximity to normally occupied buildings shall be as shown in the Table 1 below. Proximities for any pipe not shown shall be taken from IGE/TD/3 and individually annotated on the drawing.

Gas Services
Unless otherwise shown on the drawing, domestic services shall be of 32mm diameter.
Services shall conform to the routes shown on the drawing and they shall:

- terminate on the property face or on the gable within 2m of the property front.
- be routed from the meter to the main at right angles to the face of the property.
- be laid at a depth of cover of 375mm (private gardens) or 450mm (public ground).

Gas Wall Boxes
From 1st May 2016 new requirements came into force with respect to gas meter box types:

- The installation of a cavity wall gas meter box shall be the preferred solution in the majority of cases.
- Where the above is not practicable then internal solutions must be considered.
- Semi-concealed boxes are only to be used as a last resort when all other options have been exhausted.

ClancyDocwra GAS LEGEND

PROPOSED MP GAS MAIN	
PROPOSED LP GAS MAIN	
PROPOSED GAS SERVICES	
EXISTING MP GAS MAIN (Tertiary / Sub)	
EXISTING LP GAS MAIN (LTS & Local)	
GAS MAIN AS LAID	
GAS SERVICES AS LAID	
DIAMETER CHANGE	
CAPPED END	
METER BOX (External)	
METER BOX (Internal)	
VALVE	
GOVERNOR	
LP NODE	
MP NODE	

GAS PIPE EXT. DIAMETER	DUCT MIN. INT. DIAMETER
32mm & less	50mm
63mm	84mm
90mm	110mm
125 & 180mm	225mm
250mm	OPEN CUT
315mm	OPEN CUT

PLEASE NOTE:
ALL SERVICES TO BE 32mm IN DIAMETER

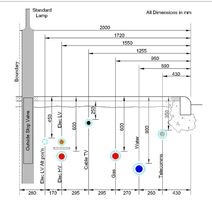

RECOMMENDED ARRANGEMENT OF MAINS IN A 2M FOOTPATH

DISCLAIMER
For details of all existing apparatus, please consult the Records Department of the host utility. Any existing apparatus shown on this drawing is for planning purposes only, the positions of which are to be taken as approximate only.

clancydocwra
Clancy House
Newport Road
Hayes
Middlesex
UB4 8JX

THIS DRAWING IS CONFIDENTIAL AND MUST NOT BE DISCLOSED TO THIRD PARTIES, REPRODUCED OR USED, OR THE CONTENT THEREON COPIED OR REPRODUCED WITHOUT THE WRITTEN CONSENT OF CLANCY DOCWRA.

ORIGINAL DRAWING SIZE-A0

CAD:-	cad	Upstream SU:-	
Scale:-	1:500@A0	USU Ref:-	
Date:-	25/04/2017	Adopting SU:-	
Design:-	C Roberts	ASU Ref:-	
Site Agent:-		Grid Ref:-	473137,160798
Quote No:-	Site No:-	Client:-	
SEQ074	SEQ074	University of Reading	

Original File Name:-

Original Drawing No:- HC.074_01 Proposed Gas Layout — Rev:-

Site Name:- High Copse, Shinfield

Drawing Title:- Gas Layout

Clancy Docwra Drawing No:- HC074_Gas — Rev:- AsLaid:-

DRAWING REVISION DETAILS

As Laid	Description	Date	CAD	Checked
--	Preliminary Issue	*******	**	*******

PRECAUTIONS TO BE TAKEN WHEN CARRYING OUT WORK IN THE VICINITY OF UNDERGROUND GAS PIPES

ADVICE TO SITE PERSONNEL

MANAGEMENT NOTE

Please ensure that a copy of this note is read by your site management and to your site operatives.

Early consultation with ESP Utilities Group prior to excavation is recommended to obtain the location of plant and precautions to be taken when working nearby.

This Guidance Note should be read in conjunction with the Health and Safety Executive guidance HSG47 "Avoiding danger from underground services".

Introduction

Damage to ESP Utilities Group's plant can result in uncontrolled gas escapes which may be dangerous. In addition these occurrences can cause expense, disruption of work and inconvenience to the public.

Various materials are used for gas mains and services. Cast Iron, Ductile Iron, Steel and Plastic pipes are the most widely found. Modern Plastic pipes are either bright yellow or orange in colour.

Cast Iron and Ductile Iron water pipes are very similar in appearance to Cast Iron and Ductile Iron gas pipes and if any Cast Iron or Ductile Iron pipe is uncovered, it should be treated as a gas pipe. ESP Utilities Group do not own any metallic gas pipes but their gas network infrastructures may be connected to Cast Iron, Ductile Iron or Steel pipes owned by Distribution Network Operators.

The following general precautions apply to Intermediate Pressure (2-7barg MOP), Medium Pressure (75mbarg-2barg MOP), Low Pressure (up to 75mbarg MOP) and other gas mains and services likely to be encountered in general site works and are referred to within this document as '**pipes**'.

Locating Gas Pipes

It should be assumed when working in urban and residential areas that gas mains and services are likely to be present. On request, ESP Utilities Group will give approximate locations of pipes derived from their records. The records do not normally show the position of service pipes but their probable line can be deducted from the gas meter position. ESP Utilities Group's staff will be pleased to assist in the location of gas plant and provide advice on any precautions that may be required. The records and advice are given in good faith but cannot be guaranteed until hand excavation has taken place. Proprietary pipe and cable locators are available although generally these will not locate plastic pipes.

Safe working Practices

To achieve safe working conditions adjacent to gas plant the following must be observed:

Observe any specific request made by ESP Utilities Group's staff.

Gas pipes must be located by hand digging before mechanical excavation. Once a gas pipe has been located, mechanical excavation must proceed **with care**. A mechanical excavator must not in any case be used within 0.5 metre of a gas pipe and greater safety distances may be advised by ESP Utilities Group depending on the mains maximum operating pressure (MOP).

Where heavy plant may have to cross the line of a gas pipe during construction work, the number of crossing points should be kept to a minimum. Crossing points should be clearly indicated and crossings at other places along the line of the pipe should be prevented.

Where the pipe is not adequately protected by an existing road, crossing points should be suitably reinforced with sleepers, steel plates or a specially constructed reinforced concrete raft as necessary. ESP Utilities Group staff will advise on the type of reinforcement necessary.

No explosives should be used within 30 metres of any gas pipe without prior consultation with ESP Utilities Group.

ESP Utilities Group must be consulted prior to carrying out excavation work within 10 metres of any above ground gas installation.

Where it is proposed to carry out piling or boring within 15 metres of any gas pipe, ESP Utilities Group should be consulted prior to the commencement of the works.

Access to gas plant must be maintained at all times during on site works.

Proximity of Other Plant

A minimum clearance of 300 millimetres (mm) should be allowed between any plant being installed and an existing gas main to facilitate repair, whether the adjacent plant be parallel to or crossing the gas pipe. No apparatus should be laid over and along the line of a gas pipe irrespective of clearance.

No manhole or chambers shall be built over or around a gas pipe and no work should be carried out which results in a reduction of cover or protection over a pipe, without consultation with ESP Utilities Group.

Support and Backfill

Where excavation of trenches adjacent to any pipe affects its support, the pipe must be supported to the satisfaction of ESP Utilities Group and must not be used as an anchor or support in any way. In some cases, it may be necessary to divert the gas pipe before work commences.

Where a trench is excavated crossing or parallel to the line of the gas pipe, the backfill should be adequately compacted, particularly beneath the pipe, to prevent any settlement which could subsequently cause damage to the pipe.

In special cases it may be necessary to provide permanent support to the gas pipe, before backfilling and reinstatement is carried out. Backfill material adjacent to gas plant must be selected fine material or sand, containing no stones, bricks or lumps of concrete, etc., placed to a minimum depth of 150mm around the pipes and well compacted by hand. No power compaction should take place until 300mm of selected fine fill has been suitably compacted.

If the road construction is in close proximity to the top of the gas pipe, a "cushion" of selected fine material such as sand must be used to prevent the traffic shock being transmitted to the gas pipe. The road construction depth must not be reduced without permission from the local Highway Authority.

No concrete or other hard material must be placed or left under or adjacent to any Cast Iron pipe as this may cause fracture of the pipe at a later date.

Concrete backfill should not be used closer than 300 mm to the pipe.

Damage to Coating

Where a gas pipe is coated with special wrapping and this is damaged, even to a minor extent ESP Utilities Group must be notified so that repairs can be made to prevent future corrosion and subsequent leakage.

Welding or "Hot Works"

When welding or other "hot works" involving naked flames are to be carried out in close proximity to gas plant and the presence of gas is suspected, ESP Utilities Group must be contacted before work commences to check the atmosphere. Even when a gas free atmosphere exists care must be taken when carrying out hot works in close proximity to gas plant in order to ensure that no damage occurs.

Particular care must be taken to avoid damage by heat or naked flame to plastic gas pipes or to the protective coating on other gas pipes.

Leakage from Gas Mains or Services

If damage or leakage is caused or an escape of gas is smelt or suspected the following action should be taken at once:

- Remove all personnel from the immediate vicinity of the escape;
- Contact the National Gas Emergency Service on: **0800 111 999**;
- Prevent any approach by the public, prohibit smoking, extinguish all naked flames or other source of ignition for at least 15 metres from the leakage;
- Assist gas personnel, Police or Fire Service as requested.

REMEMBER - IF IN DOUBT; SEEK ADVICE FROM ESP UTILITIES GROUP.

ESP Utilities Group can be contacted at:

Office Address: Bluebird House, Mole Business Park, Leatherhead, Surrey, KT22 7BA

Office Tel: 01372 587 500**; Fax:** 01372 377 996