02.JUN.2000* 1699

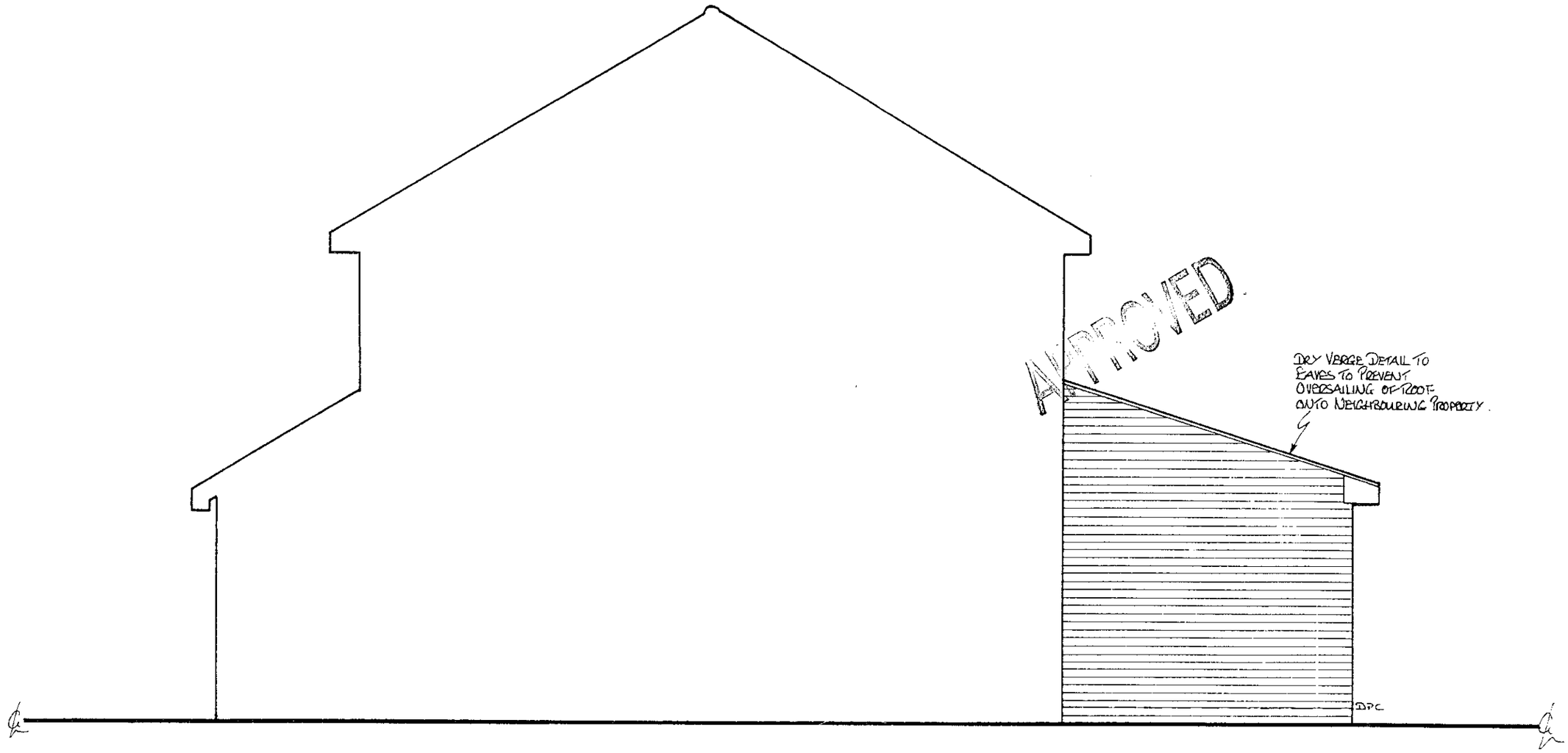


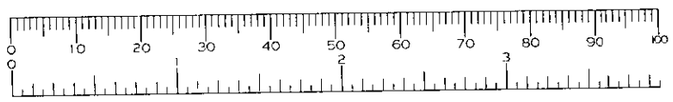


NOTES:

All dimensions must be checked on site and not scaled from this drawing.

Client: MR & MRS BUCKNALL

Job Title: PROPOSED EXTENSION AT 31 ARMSTRONG WAY, WOODLEY.

Scale: 1:50

Drawn by: KPG

Date: JUNE '00

Drawing Title: RIGHT FLANK ELEVATION PROP

Drg No.: KPG-151/10

Rev:

A PRODUCT OF THE UNO RANGE – ARCHITECT CAT. No. 7313

420×297mm A3

23/8/00

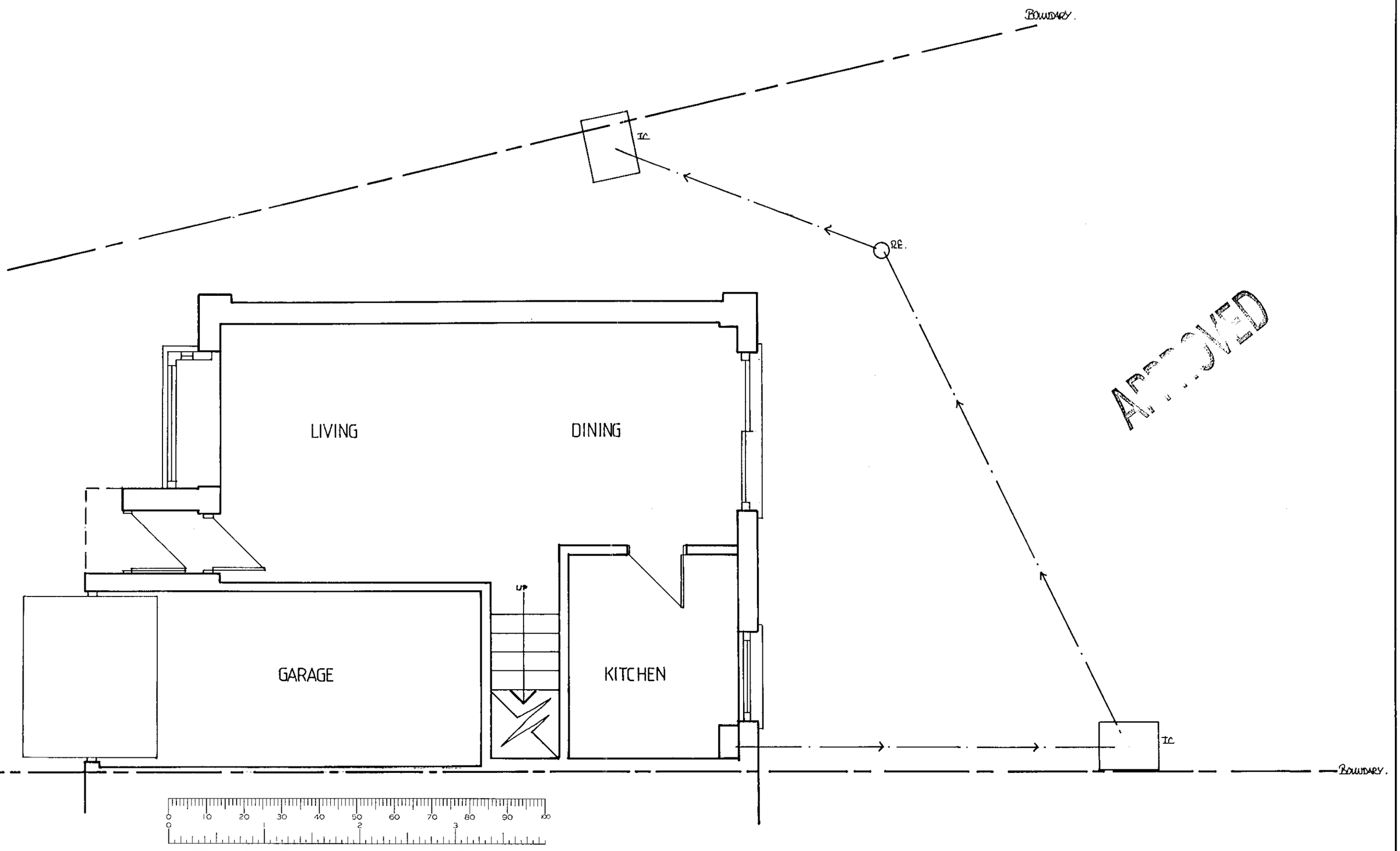


APPROVED

| | | | | |
|---|---|---|---|---|
| | **NOTES:** All dimensions must be checked on site and not scaled from this drawing. | **Client** MR & MRS BUCKNALL | **Scale** 1:50 | **Drawing Title** GROUND FLOOR PLAN EXTG |
| | | **Job Title** PROPOSED EXTENSION AT 31 ARMSTRONG WAY, WOODLEY. | **Drawn by** KPG<br>**Date** MAY '00 | **Drg No.** KPG-151/01 **Rev** |

A PRODUCT OF THE UNO RANGE – ARCHITECT CAT. No. 7313

420×297mm A3




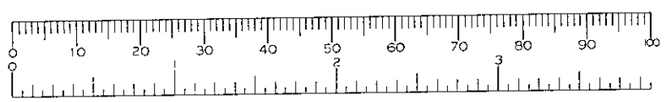


**NOTES:**

All dimensions must be checked on site and not scaled from this drawing.

| | |
|---|---|
| **Client** | MR & MRS BUCKNALL |
| **Job Title** | PROPOSED EXTENSION AT 31 ARMSTRONG WAY, WOODLEY. |
| **Scale** | 1:50 |
| **Drawn by** | KPG |
| **Date** | MAY '00 |
| **Drawing Title** | FRONT ELEVATION EXTG |
| **Drg No.** | KPG-151/02 |
| **Rev** | |

420×297mm A3

A PRODUCT OF THE UNO RANGE – ARCHITECT CAT. No. 7313

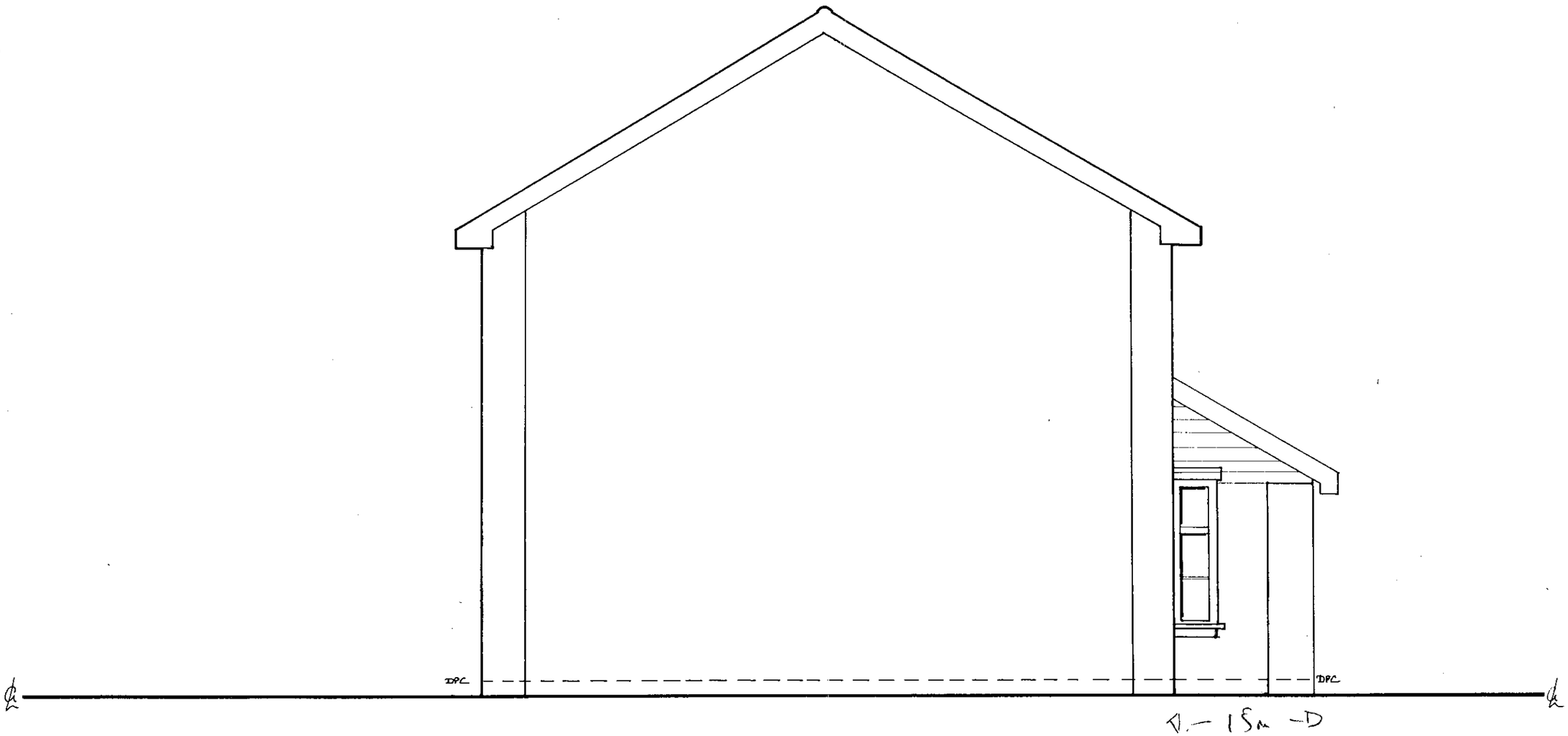


A.- 15m -D

0 10 20 30 40 50 60 70 80 90 100
0 2 3

**NOTES:**

All dimensions must be checked on site and not scaled from this drawing.

**Client** MR & MRS BUCKNALL

**Job Title** PROPOSED EXTENSION AT 31 ARMSTRONG WAY, WOODLEY.

**Scale** 1:50

**Drawn by** KPG

**Date** MAY '00

**Drawing Title** LEFT FLANK ELEVATION EXTG

**Drg No.** KPG-151 / 03

**Rev**

A PRODUCT OF THE UNO RANGE – ARCHITECT CAT. No. 7313

420×297mm A3




APPROVED

0 10 20 30 40 50 60 70 80 90 100

**NOTES:**

**All dimensions must be checked on site and not scaled from this drawing.**

**Client** MR & MRS BUCKNALL

**Job Title** PROPOSED EXTENSION AT 31 ARMSTRONG WAY, WOODLEY.

**Scale** 1:50

**Drawn by** KPG

**Date** MAY '00

**Drawing Title** REAR ELEVATION EXTG

**Drg No.** KPG-151/04

**Rev**

A PRODUCT OF THE UNO RANGE – ARCHITECT CAT. No. 7313

420×297mm A3

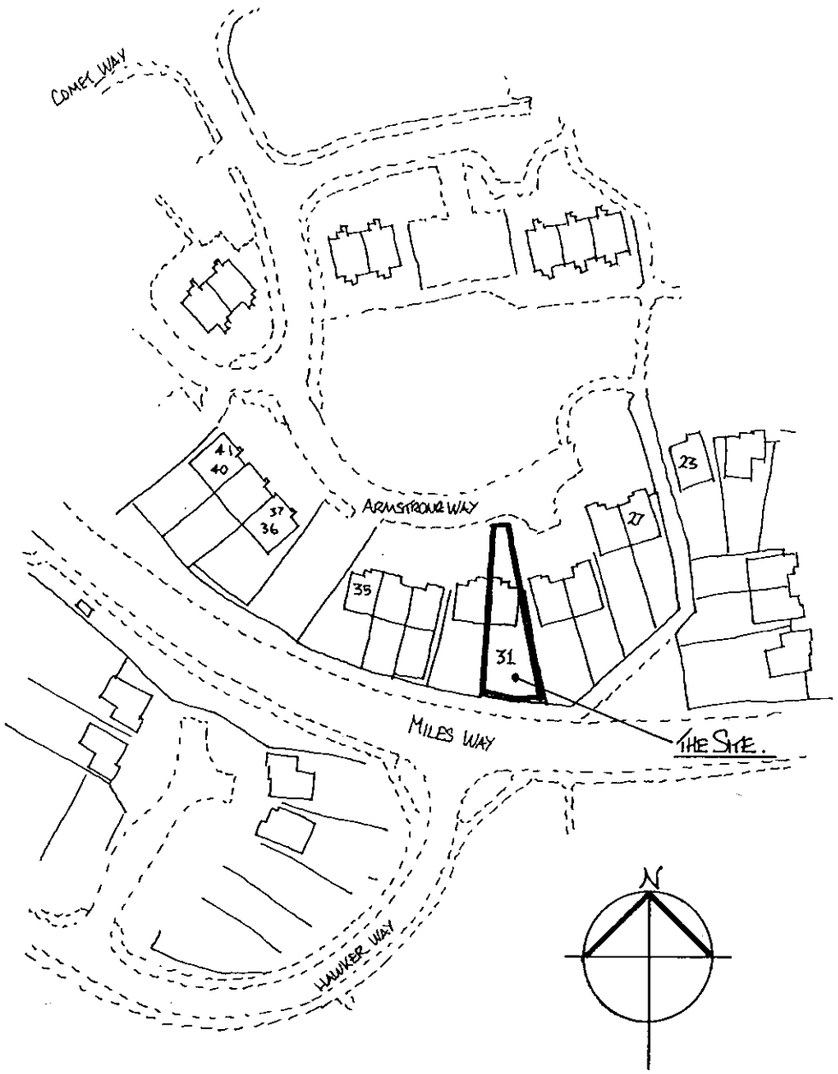


LOCATION PLAN Scale 1:1250

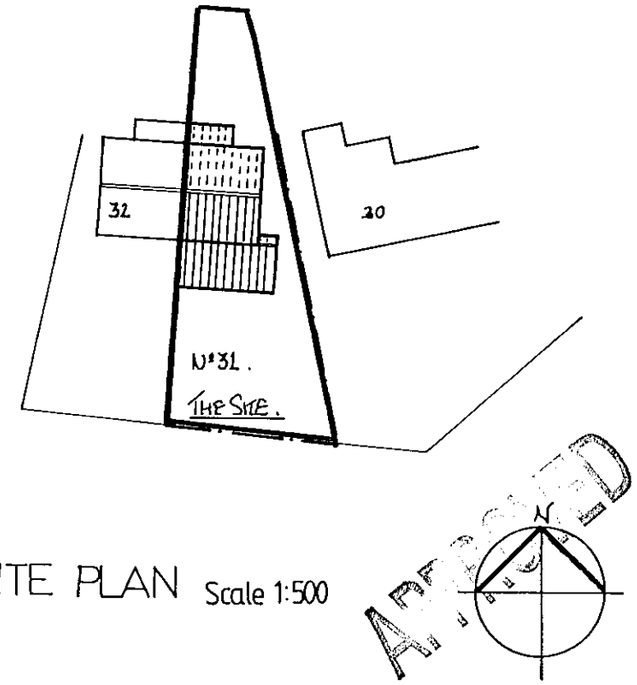


SITE PLAN Scale 1:500

APPROVED

23/8/00

0 10 20 30 40 50 60 70 80 90 100
0 1 2 3

**NOTES:**

All dimensions must be checked on site and not scaled from this drawing.

**Client** MR & MRS BUCKNALL

**Job Title** PROPOSED EXTENSION AT 31 ARMSTRONG WAY, WOODLEY.

**Scale** 1:50

**Drawn by** KPG

**Date** MAY '00

**Drawing Title** SITE & LOCATION PLANS

**Drg No.** KPG-151/05

**Rev**

A PRODUCT OF THE UNO RANGE – ARCHITECT CAT. No. 7313

420×297mm A3

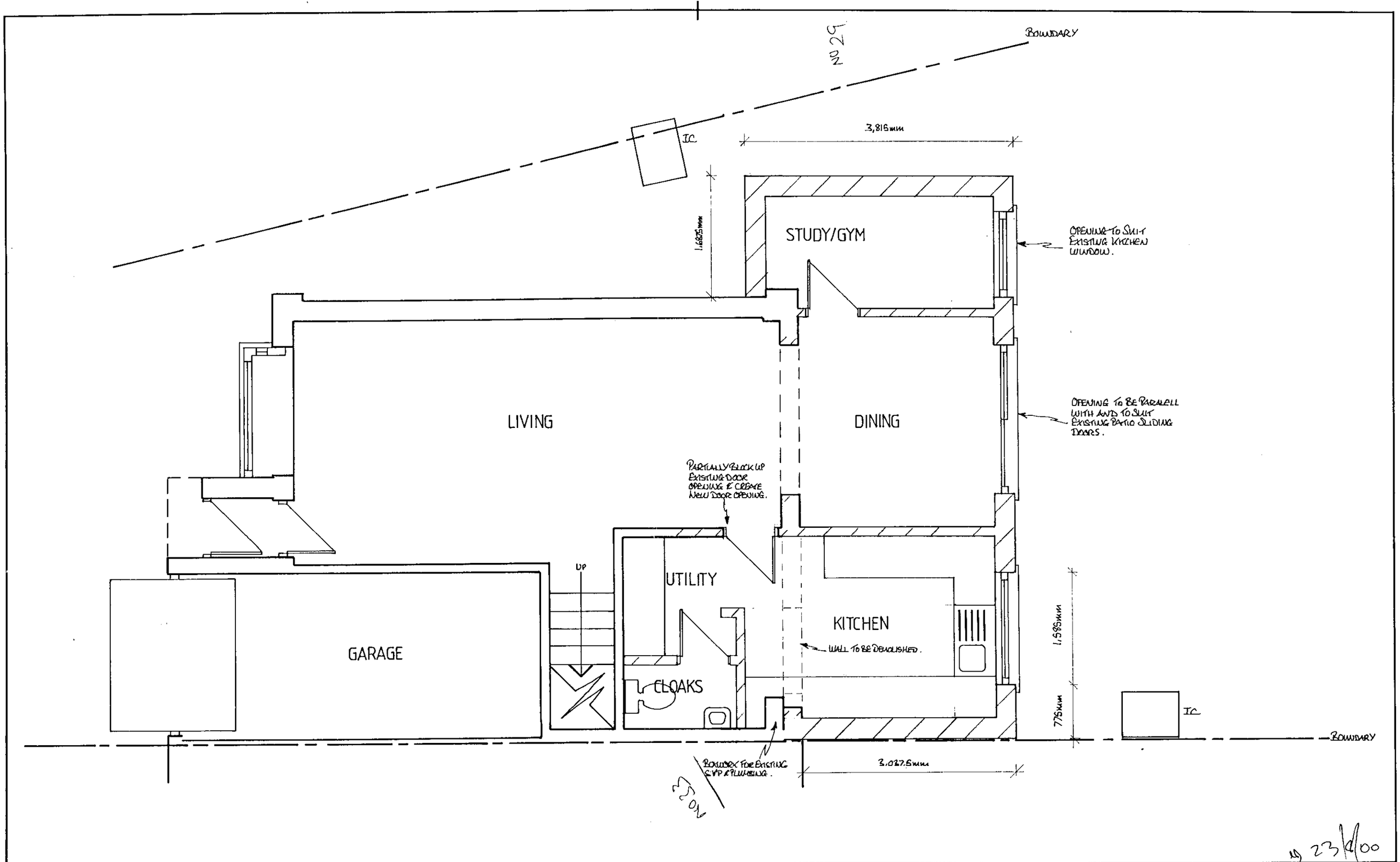


23/4/00

| | | | | |
|---|---|---|---|---|
| 0 10 20 30 40 50 60 70 80 90 100 / 0 1 2 3 | **NOTES:** All dimensions must be checked on site and not scaled from this drawing. | **Client** MR & MRS BUCKNALL | **Scale** 1:50 | **Drawing Title** GROUND FLOOR PLAN PROP |
| | | **Job Title** PROPOSED EXTENSION AT 31 ARMSTRONG WAY, WOODLEY. | **Drawn by** KPG | **Drg No.** KPG - 151 / 06 |
| | | | **Date** MAY '00 | **Rev** |

A PRODUCT OF THE UNO RANGE – ARCHITECT CAT. No. 7313

420×297mm A3




23/8/00

0 10 20 30 40 50 60 70 80 90 100
0 1 2 3

A PRODUCT OF THE UNO RANGE – ARCHITECT CAT. No. 7313

**NOTES:**

All dimensions must be checked on site and not scaled from this drawing.

**Client** MR & MRS BUCKNALL

**Job Title** PROPOSED EXTENSION AT 31 ARMSTRONG WAY, WOODLEY.

**Scale** 1:50

**Drawn by** KPG

**Date** MAY '00

**Drawing Title** FRONT ELEVATION PROP

**Drg No.** KPG-151/07

**Rev**

420×297mm A3

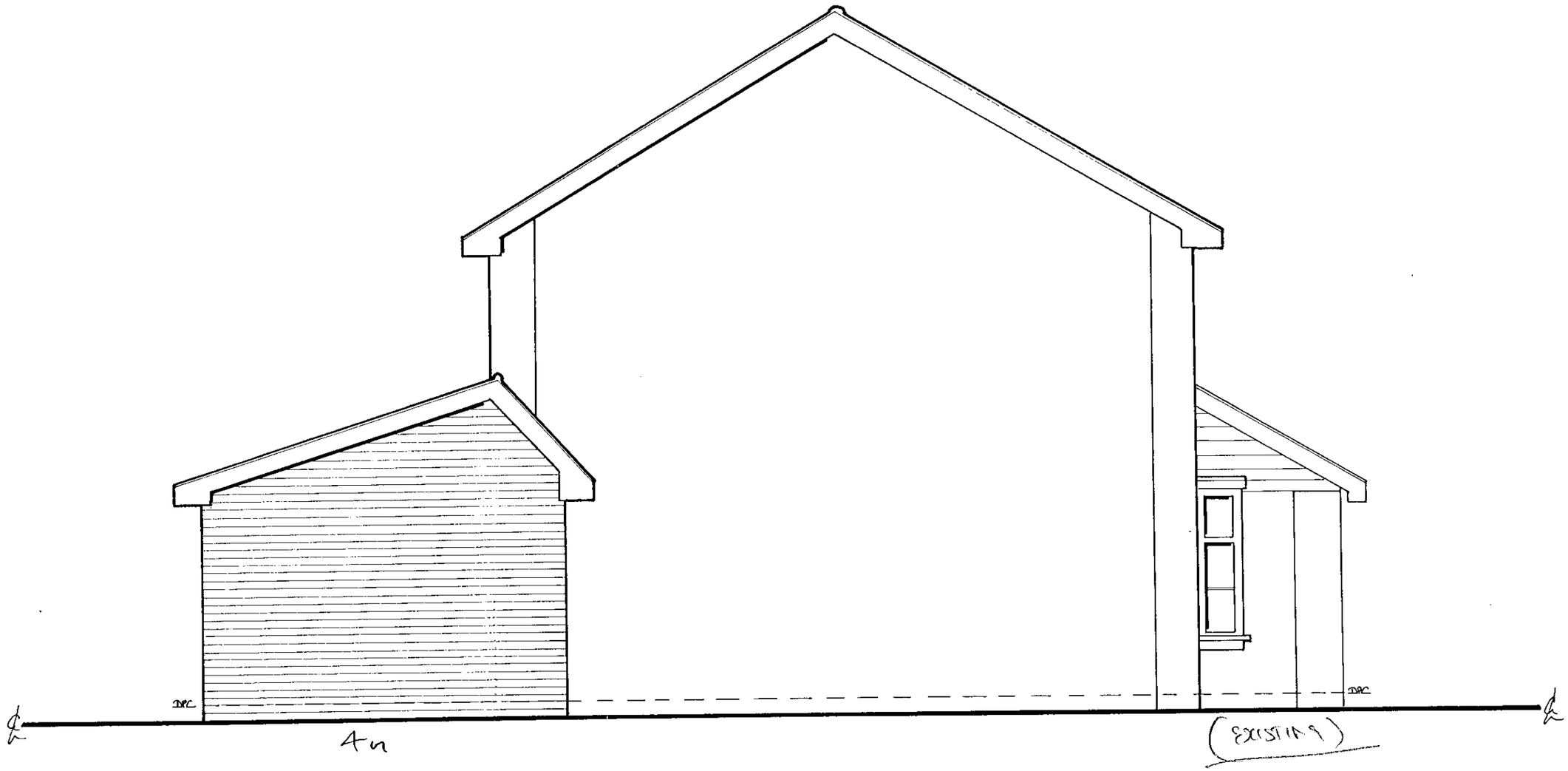


23/8/00

| | | | | |
|---|---|---|---|---|
| 0 10 20 30 40 50 60 70 80 90 100 | **NOTES:** All dimensions must be checked on site and not scaled from this drawing. | **Client** MR & MRS BUCKNALL | **Scale** 1:50 | **Drawing Title** LEFT FLANK ELEVATION PROP |
| | | **Job Title** PROPOSED EXTENSION AT 31 ARMSTRONG WAY, WOODLEY. | **Drawn by** KPG<br>**Date** MAY '00 | **Drg No.** KPG-151/08 **Rev** |

A PRODUCT OF THE UNO RANGE – ARCHITECT CAT. No. 7313

420×297mm A3

NOTES:-

ROOF - INTERLOCKING CONCRETE TILES TO MATCH EXISTING.

WALLS - FACING BRICKS TO MATCH EXISTING.

JOINERY - WHITE PAINTED EAVES JOINERY TO MATCH EXISTING.
WHITE COLOURED UPVC WINDOWS TO MATCH EXISTING.

RAINWATER GOODS - BLACK UPVC HALF ROUND GUTTERS & CIRCULAR DOWNPIPES TO MATCH EXISTING.




23/8/00

NOTES:

All dimensions must be checked on site and not scaled from this drawing.

Client: MR & MRS BUCKNALL

Job Title: PROPOSED EXTENSION AT 31 ARMSTRONG WAY, WOODLEY.

Scale: 1:50

Drawn by: KPG

Date: MAY '00

Drawing Title: REAR ELEVATION PROP

Drg No.: KPG-151/09

Rev:

A PRODUCT OF THE UNO RANGE – ARCHITECT CAT. No. 7313

420×297mm A3