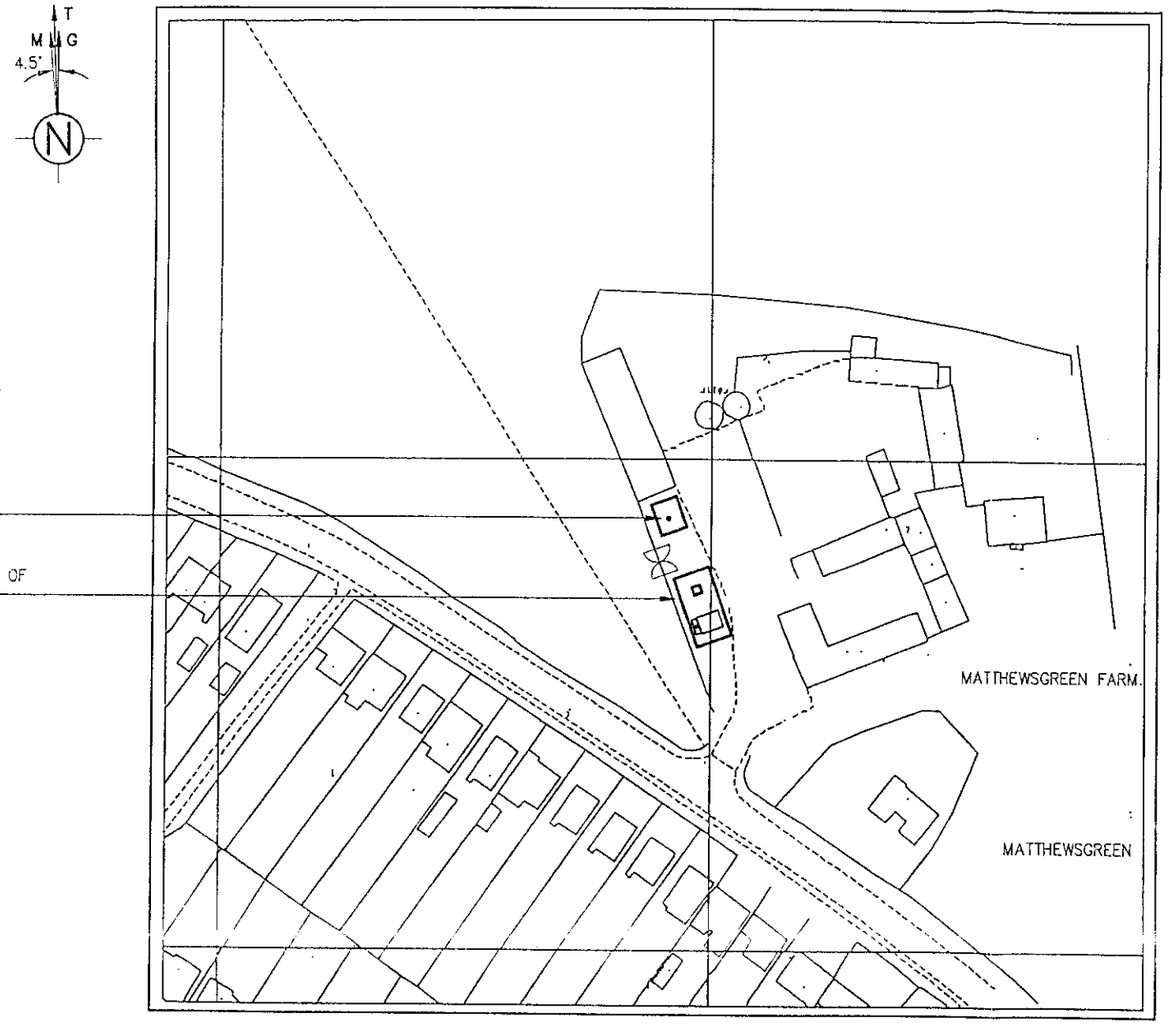

BLOCK PLAN
SCALE 1:1250

CROWN COPYRIGHT RESERVED.
REPRODUCED WITH THE PERMISSION OF THE
CONTROLLER OF H.M.'s STATIONERY OFFICE

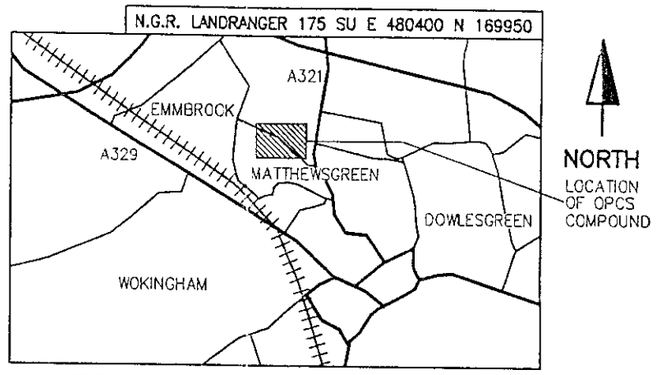

LOCATION PLAN SCALE 1:50000

MANSELL SOUTHERN
ROMAN HOUSE NORTHWAY
WALWORTH INDUSTRIAL ESTATE
ANDOVER HAMPSHIRE SP10 5QD
TEL: 01264 333233 FAX: 01264 335577

SCOTT-WHITE & HOOKINS
CONSULTING ENGINEERS
ROMAN HOUSE NORTHWAY
WALWORTH INDUSTRIAL ESTATE
ANDOVER HAMPSHIRE SP10 5QD
TEL: 01264 335533 FAX: 01264 335577

THIS DRAWING DEVIATES FROM SPEC 252 (YES) (NO)

DEVIATIONS: -
1.
2.
3.
4.

STATUS	REV	DESCRIPTION	BY	CHKD	APPD	DATE
FEA	B	UPDATED TO SUIT NEW 3G SPEC.	TMR			30.06.00
FEA	1	FIRST ISSUE FOR 3G UPGRADE	JPW	PLOCK	PLOCK	30.05.00

3G UPGRADE

TITLE
BLOCK PLAN
MATTHEWSGREEN
SHIPLEY BRIDGE LANE
WEST SUSSEX,RH6 9TL R014

DRAWING NUMBER 30/BRK0076/102
ISSUE B

orange
Hutchison Telecom
Tuaor House
The Royals
55 Victoria Road
London
NW10 6ND
Tel 0181 963 4100
Fax 0181 963 4101

DRAWING NUMBER 30/BRK0076/102

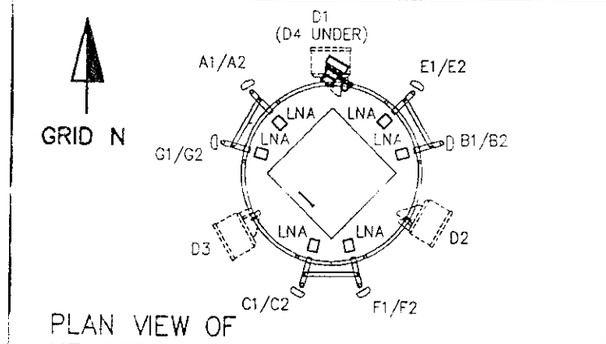

PLAN VIEW OF HEADFRAME
SCALE 1:100

FINAL POSITION OF LNA's TO BE DECIDED BY OPCS

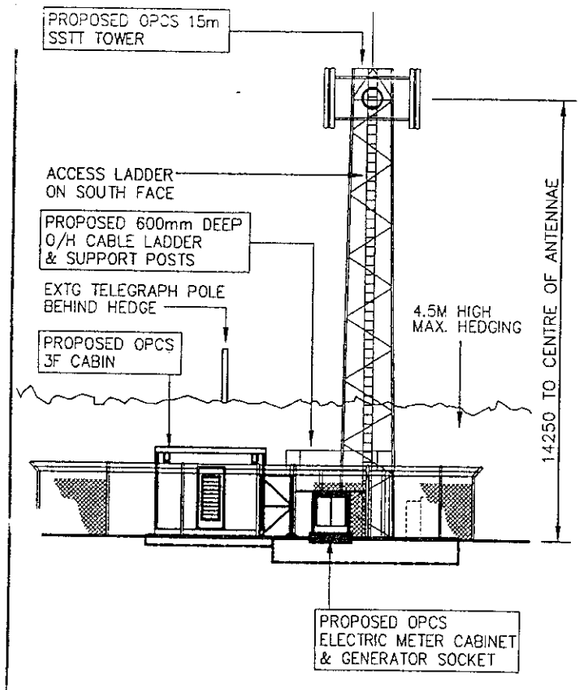

TOWER ELEVATION
SCALE 1:200

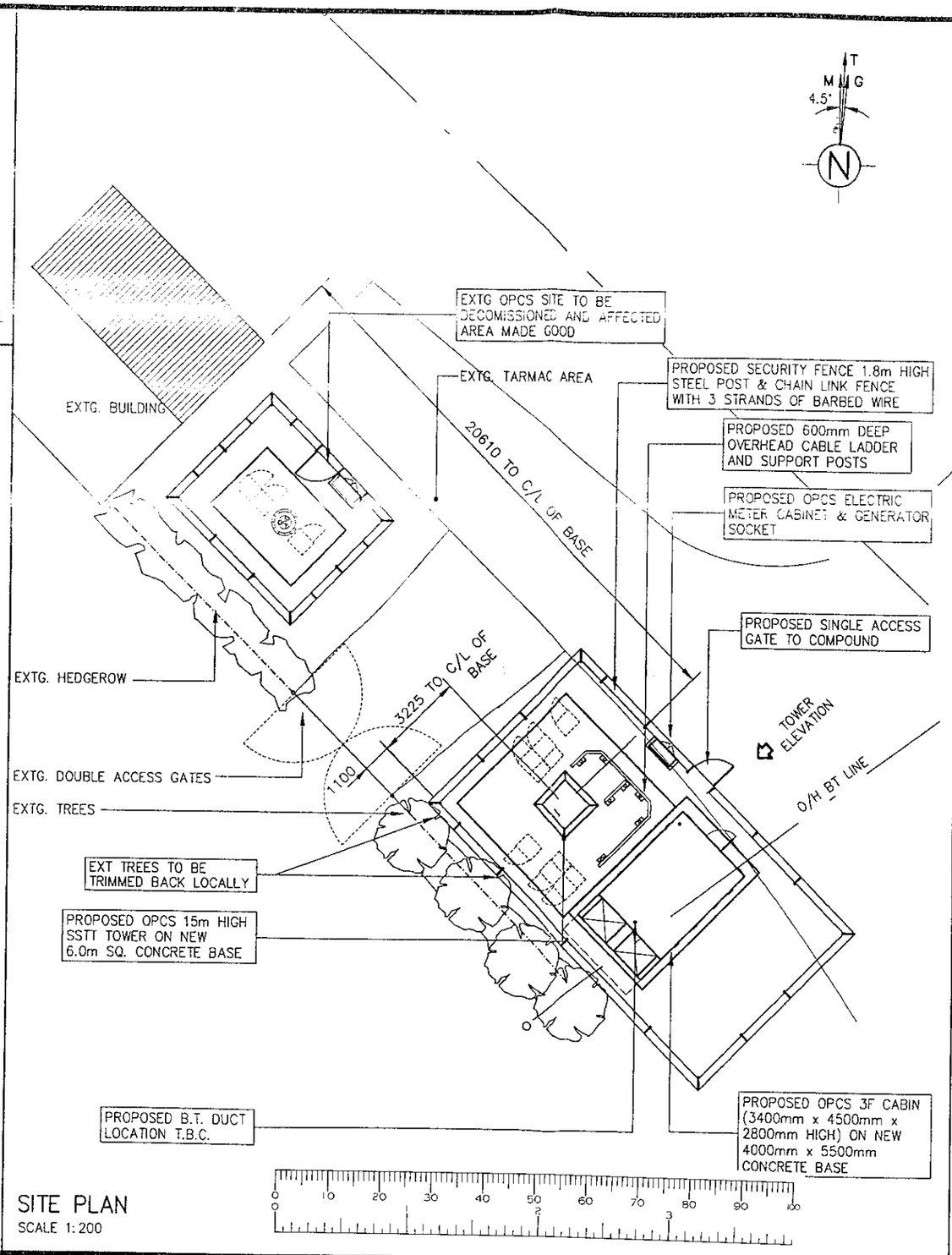

SITE PLAN
SCALE 1:200

FEEDER KEY

TO:	QTY:	TYPE:	OUTER DIA.	MIN BEND RAD	LENGTH (m)	COLOUR	NAME
A1/A2	4	LDF550	28mm	250mm	28.0		
E1/E2	4	LDF550	28mm	250mm	28.0		
B1/B2	4	LDF550	28mm	250mm	28.0		
F1/F2	4	LDF550	28mm	250mm	28.0		
C1/C2	4	LDF550	28mm	250mm	28.0		
G1/G2	4	LDF550	28mm	250mm	28.0		

NOTE: INFORMATION HELD ON IMS TAKES PRECEDENCE OVER ALL KEYS AND SCHEDULES SHOWN

INITIAL ANTENNA KEY

ITEM	ANTENNAE REF	FUNCTION	TYPE/SECTOR	BEARING	HEIGHT TO CENTRE OF ANTENNAE FROM G/L	No OF LNA'S (R IF REMOTE)
1	A1	TX/RX	120° SECTOR A	0° EGN	16900mm	-
2	A2	RX	120° SECTOR A	0° EGN	16900mm	1
3	B1	TX/RX	120° SECTOR B	120° EGN	16900mm	1
4	B2	RX	120° SECTOR B	120° EGN	16900mm	1
5	C1	TX/RX	120° SECTOR C	240° EGN	16900mm	1
6	C2	RX	120° SECTOR C	240° EGN	16900mm	1

ITEM	DISH REF	FUNCTION	SIZE	BEARING	HEIGHT TO CENTRE OF DISH FROM G/L	REMOTE RFU (Y/N)
7	D1	-	600mm DIA	22.4° EGN	14250mm	N
8	D2	-	600mm DIA	90° EGN	14250mm	N
9	D3	-	600mm DIA	180° EGN	14250mm	N
10	D4	-	600mm DIA	270° EGN	14250mm	N

FINAL ANTENNA KEY

ITEM	ANTENNAE REF	FUNCTION	TYPE/SECTOR	BEARING	HEIGHT TO CENTRE OF ANTENNAE FROM G/L	DOWN TILT	LNA'S (R IF REMOTE)
1	A1/A2	TX/RX	DBDP - A	330° EGN	14250mm	10°	4 R
2	E1/E2	TX/RX	DBDP - E	30° EGN	14250mm	10°	4 R
3	B1/B2	TX/RX	DBDP - B	90° EGN	14250mm	10°	4 R
4	F1/F2	TX/RX	DBDP - F	150° EGN	14250mm	10°	4 R
5	C1/C2	TX/RX	DBDP - C	210° EGN	14250mm	10°	4 R
6	G1/G2	TX/RX	DBDP - G	270° EGN	14250mm	10°	4 R
7			FUTURE				
8			FUTURE				
9			FUTURE				
10			FUTURE				
11			FUTURE				
12			FUTURE				

ITEM	DISH REF	FUNCTION	SIZE	BEARING	HEIGHT TO CENTRE OF DISH FROM G/L	REMOTE RFU (Y/N)
7	D1	-	600mm ø	22.4°EGN	14250mm	N
8	D2	-	600mm ø	TBA	14250mm	N
9	D3	-	600mm ø	TBA	14250mm	N
10	D4	-	600mm ø	TBA	14250mm	N

REC SUPPLY REQUIRED FOR POWER

UPGRADE Nos

AEW: 99084258	ENC: 99084256
TWR: 99084257	PLH: 99076342
PLH: 99084259	

DRAWING NUMBER 30/BRK0076/101

MANSELL SOUTHERN
ROMAN HOUSE NORTHWAY
WALWORTH INDUSTRIAL ESTATE
ANDOVER HAMPSHIRE SP10 5QD
TEL: 01264 333233 FAX: 01264 335577

SCOTT-WHITE & HOOKINS
CONSULTING ENGINEERS
ROMAN HOUSE NORTHWAY
WALWORTH INDUSTRIAL ESTATE
ANDOVER HAMPSHIRE SP10 5QD
TEL: 01264 335533 FAX: 01264 335577

THIS DRAWING DEVIATES FROM SPEC 252 (YES) (NO)

DEVIATIONS: -
1.
2.
3.
4.

STATUS	REV	DESCRIPTION	BY	CHKD	APPD	DATE
FEA	B	UPDATED TO SUIT NEW 3G SPEC.	TMR	Lak	Lak	29.06.00
FEA	1	FIRST ISSUE FOR 3G UPGRADE	JPW	PLOCK	PLOCK	30.05.00

3G UPGRADE

TITLE
GENERAL ARRANGEMENT
MATTHEWSGREEN
MATTHEWSGREEN FARM
WOKINGHAM, BERKS R014

DRAWING NUMBER 30/BRK0076/101

ISSUE B

orange
Tudor House
The Royals
55 Victoria Road
London
NW10 6ND
Tel 0181 963 4100
Fax 0181 963 4101
hutchison telecom

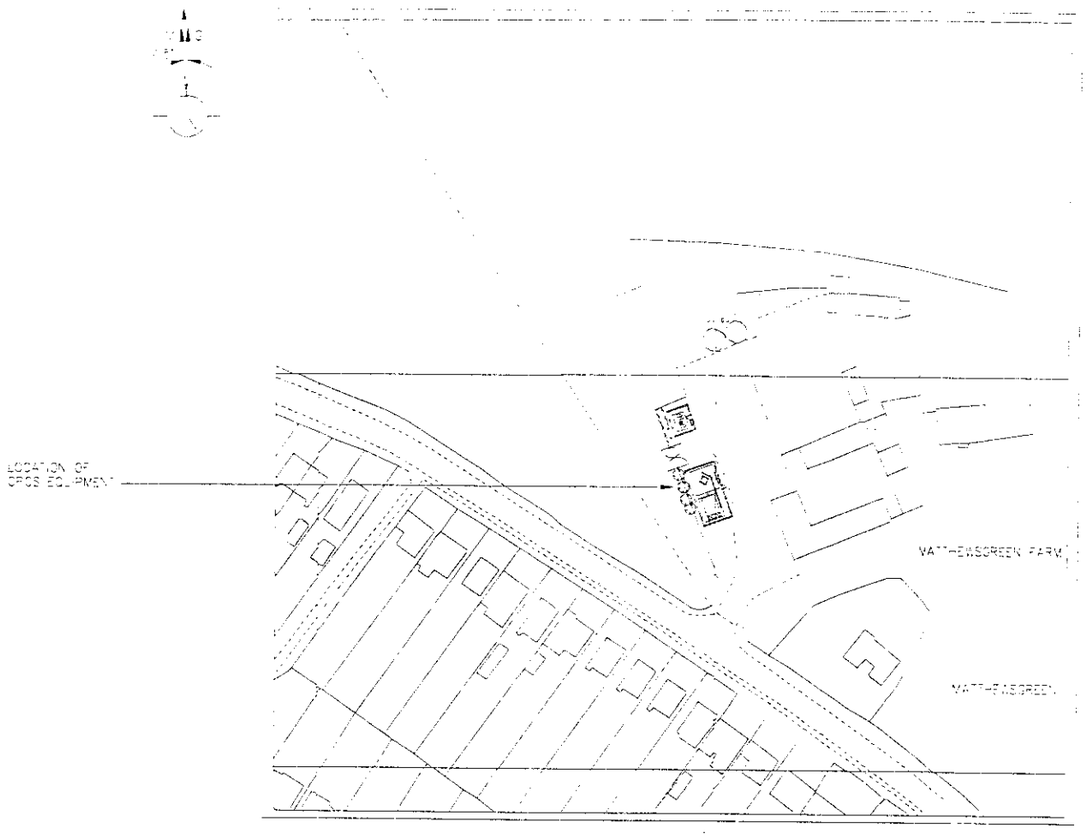

BLOCK PLAN
SCALE 1:250

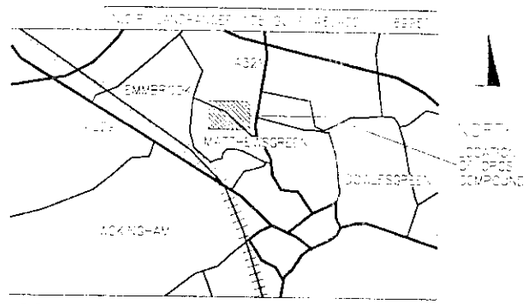

LOCATION
PLAN SCALE 1:50000

DRAWING NUMBER 30/BRK0076/101

MANSELL	MANSELL SOUTHERN ROMAN HOUSE NORTHWAY WALWORTH INDUSTRIAL ESTATE ANDOVER HAMPSHIRE SP10 5QD TEL: 01264 333233 FAX: 01264 335577
SWH	SCOTT–WHITE & HOOKINS CONSULTING ENGINEERS ROMAN HOUSE NORTHWAY WALWORTH INDUSTRIAL ESTATE ANDOVER HAMPSHIRE SP10 5QD TEL: 01264 335533 FAX: 01264 335577

THIS DRAWING DEVIATES FROM SPEC 252 (YES) (NO)
DEVIATIONS –
1.
2.
3.
4.

STATUS	REV.	DESCRIPTION	BY	CHKD	APPD	DATE
FEA	1	FIRST ISSUE FOR 30 UPGRADE	JPA	PLOCK	PLOCK	04.05.00

TITLE
30 UPGRADE
GENERAL ARRANGEMENT
MATTHEWSGREEN
SHIPLEY BRIDGE LANE
WEST SUSSEX, RH6 9TL RO14

DRAWING NUMBER 30/BRK0076/101 ISSUE 1

Tudor House
The Royals
55 Victoria Road
London
NW10 6ND
Tel 0181 963 4100
Fax 0181 963 4101

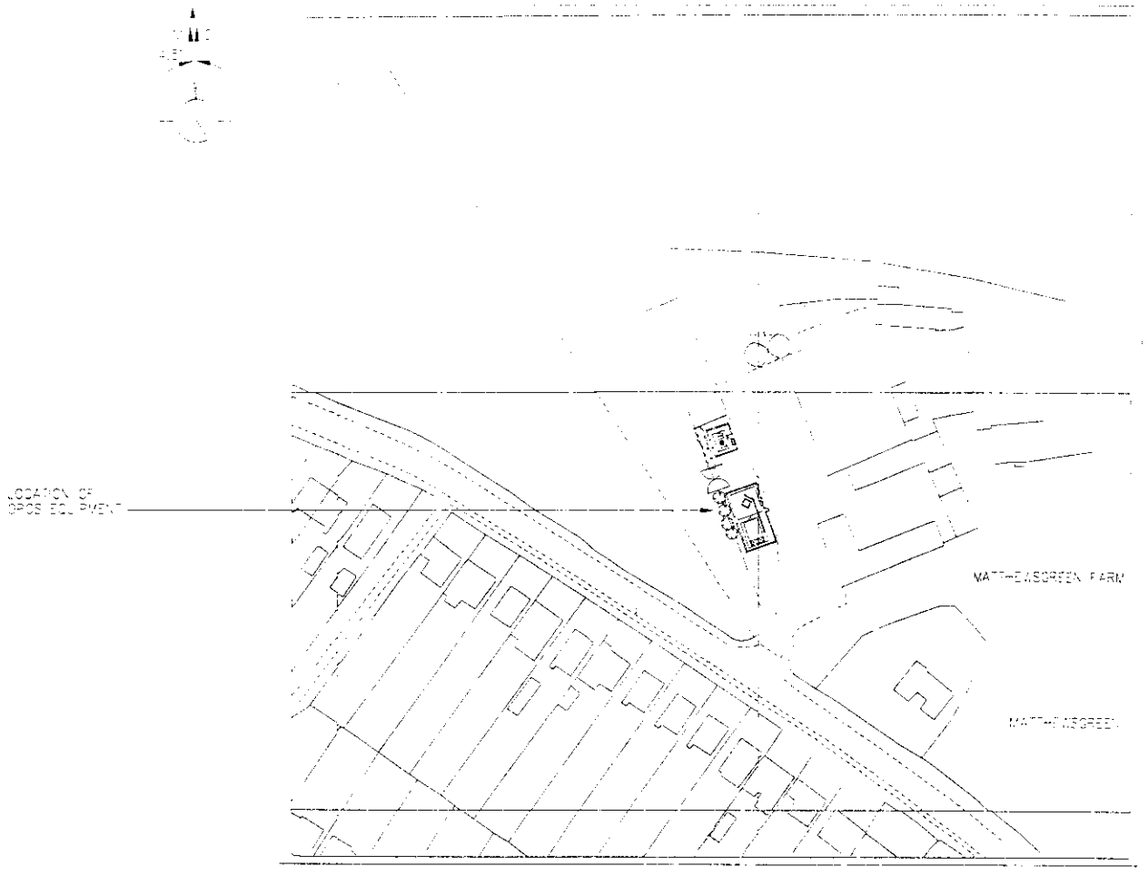

BLOCK PLAN
SCALE 1:250

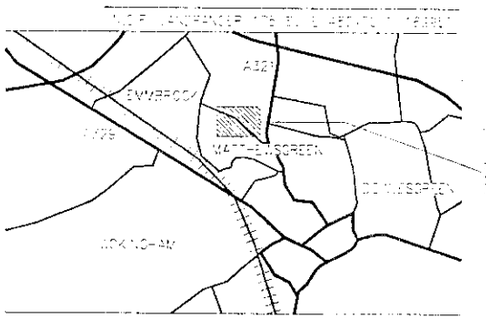

LOCATION
PLAN SCALE 1:50000

DRAWING NUMBER 30/BRK0076/101

MANSELL SOUTHERN
ROMAN HOUSE NORTHWAY
WALWORTH INDUSTRIAL ESTATE
ANDOVER HAMPSHIRE SP10 5QD
TEL: 01264 335233 FAX: 01264 335577

SCOTT-WHITE & HOOKINS
CONSULTING ENGINEERS
ROMAN HOUSE NORTHWAY
WALWORTH INDUSTRIAL ESTATE
ANDOVER HAMPSHIRE SP10 5QD
TEL: 01264 335533 FAX: 01264 335577

THIS DRAWING DEVIATES FROM SPEC 252 (YES) (NO)
DEVIATIONS -
1.
2.
3.

STATUS REV	DESCRIPTION	BY	CHKD	APPD	DATE
FEA	FIRST ISSUE FOR 3G UPGRADE	JPW	PLOCK	PLOCK	04.05.00

3G UPGRADE

TITLE
GENERAL ARRANGEMENT
MATTHEWSCREEN
SHELLEY BRIDGE LANE
WEST SUSSEX, RH6 9TL R014

DRAWING NUMBER 30/BRK0076/101
ISSUE 1

Tudor House
The Royals
55 Victoria Road
London
NW10 6ND
Tel 0181 963 4100
Fax 0181 963 4101

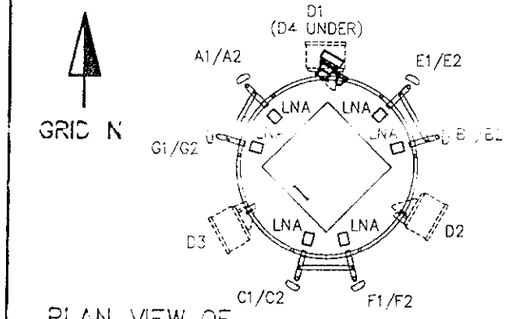

PLAN VIEW OF HEADFRAME
SCALE 1:100

FINAL POSITION OF LNA's TO BE DECIDED BY OPCS

APPROVED

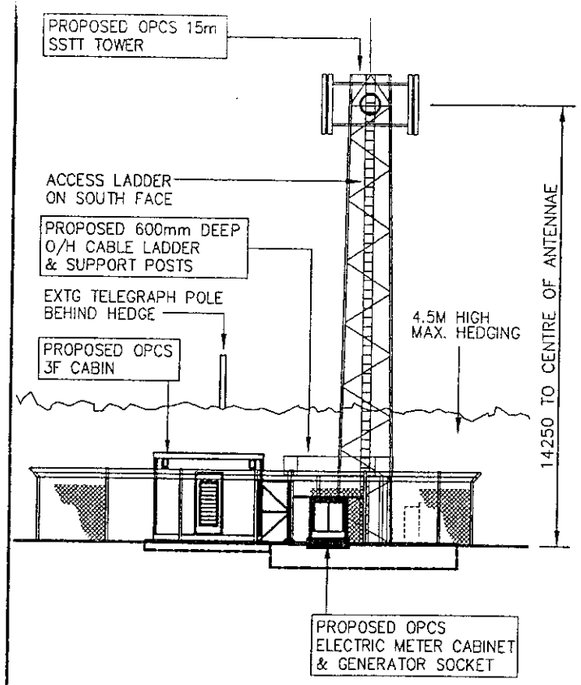

TOWER ELEVATION
SCALE 1:200

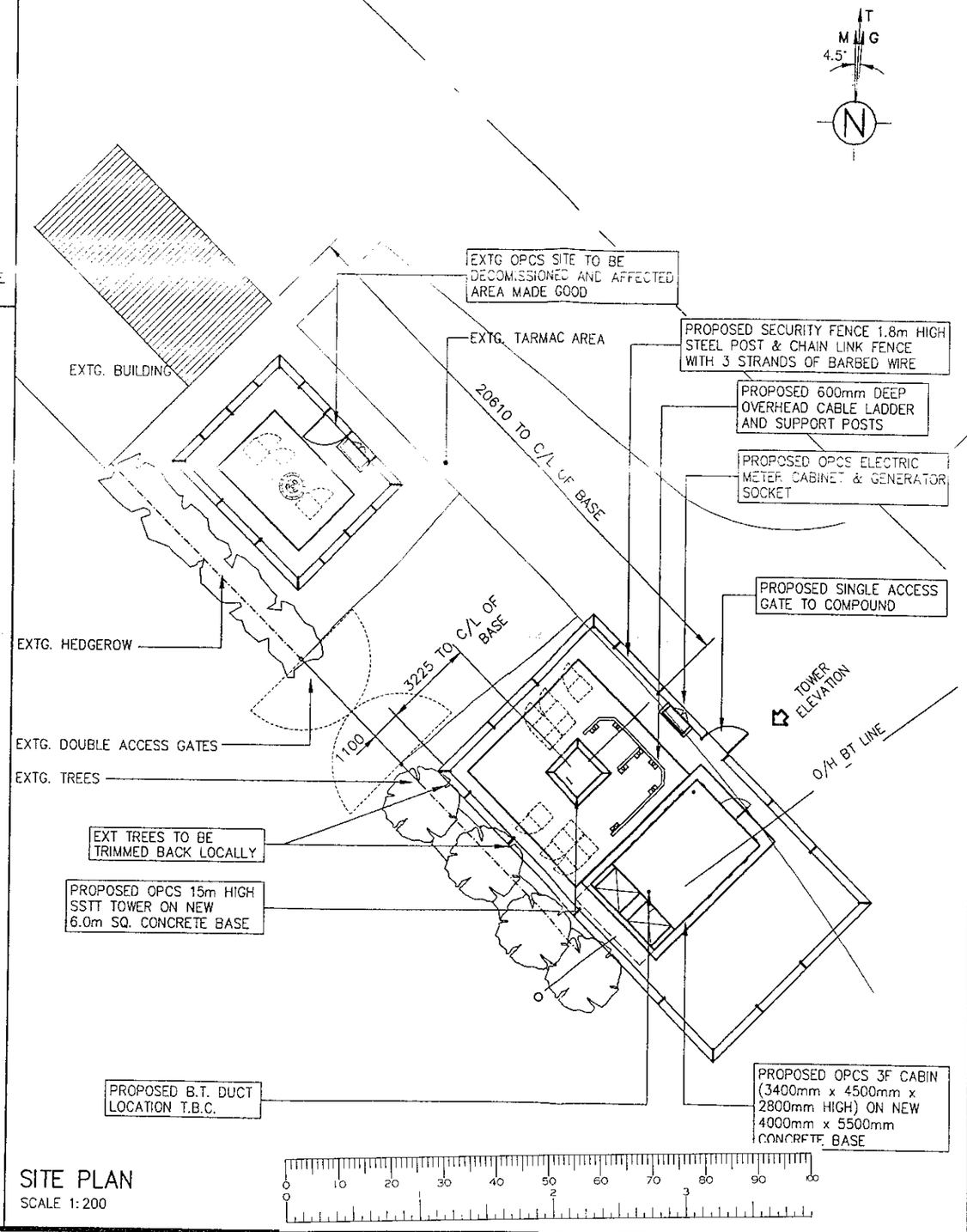

SITE PLAN
SCALE 1:200

FEEDER KEY

TO:	QTY:	TYPE:	OUTER DIA.	MIN BEND RAD	LENGTH (m)	COLOUR	NAME
A1/A2	4	LDF550	28mm	250mm	28.0		
E1/E2	4	LDF550	28mm	250mm	28.0		
B1/B2	4	LDF550	28mm	250mm	28.0		
F1/F2	4	LDF550	28mm	250mm	28.0		
C1/C2	4	LDF550	28mm	250mm	28.0		
G1/G2	4	LDF550	28mm	250mm	28.0		

NOTE: INFORMATION HELD ON IMS TAKES PRECEDENCE OVER ALL KEYS AND SCHEDULES SHOWN

INITIAL ANTENNA KEY

ITEM	ANTENNAE REF	FUNCTION	TYPE/SECTOR	BEARING	HEIGHT TO CENTRE OF ANTENNAE FROM G/L	No OF LNA'S (R IF REMOTE)
1	A1	TX/RX	120° SECTOR A	0° EGN	16900mm	1
2	A2	RX	120° SECTOR A	0° EGN	16900mm	1
3	B1	TX/RX	120° SECTOR B	120° EGN	16900mm	1
4	B2	RX	120° SECTOR B	120° EGN	16900mm	1
5	C1	TX/RX	120° SECTOR C	240° EGN	16900mm	1
6	C2	RX	120° SECTOR C	240° EGN	16900mm	1

ITEM	DISH REF	FUNCTION	SIZE	BEARING	HEIGHT TO CENTRE OF DISH FROM G/L	REMOTE RFU (Y/N)
7	D1	–	600mm DIA	22.4° EGN	14250mm	N
8	D2	–	600mm DIA	90° EGN	14250mm	N
9	D3	–	600mm DIA	180° EGN	14250mm	N
10	D4	–	600mm DIA	270° EGN	14250mm	N

FINAL ANTENNA KEY

ITEM	ANTENNAE REF	FUNCTION	TYPE/SECTOR	BEARING	HEIGHT TO CENTRE OF ANTENNAE FROM G/L	DOWN TILT	LNA'S (R IF REMOTE)
1	A1/A2	TX/RX	DBDP – A	330° EGN	14250mm	10°	4 R
2	E1/E2	TX/RX	DBDP – E	30° EGN	14250mm	10°	4 R
3	B1/B2	TX/RX	DBDP – B	90° EGN	14250mm	10°	4 R
4	F1/F2	TX/RX	DBDP – F	150° EGN	14250mm	10°	4 R
5	C1/C2	TX/RX	DBDP – C	210° EGN	14250mm	10°	4 R
6	G1/G2	TX/RX	DBDP – G	270° EGN	14250mm	10°	4 R
7			FUTURE				
8			FUTURE				
9			FUTURE				
10			FUTURE				
11			FUTURE				
12			FUTURE				

ITEM	DISH REF	FUNCTION	SIZE	BEARING	HEIGHT TO CENTRE OF DISH FROM G/L	REMOTE RFU (Y/N)
7	D1	–	600mm ø	22.4°EGN	14250mm	N
8	D2	–	600mm ø	TBA	14250mm	N
9	D3	–	600mm ø	TBA	14250mm	N
10	D4	–	600mm ø	TBA	14250mm	N

REC SUPPLY REQUIRED FOR POWER

UPGRADE Nos

AEW: 99084258	ENC: 99084256
TWR: 99084257	PLH: 99076342
PLH: 99084259	

DRAWING NUMBER 30/BRK0076/101

MANSELL

MANSELL SOUTHERN
ROMAN HOUSE NORTHWAY
WALWORTH INDUSTRIAL ESTATE
ANDOVER HAMPSHIRE SP10 5QD
TEL: 01264 333233 FAX: 01264 335577

SCOTT–WHITE & HOOKINS
CONSULTING ENGINEERS
ROMAN HOUSE NORTHWAY
WALWORTH INDUSTRIAL ESTATE
ANDOVER HAMPSHIRE SP10 5QD
TEL: 01264 335533 FAX: 01264 335577

THIS DRAWING DEVIATES FROM SPEC 252 (YES) (NO)

DEVIATIONS: –
1.
2.
3.
4.

STATUS	REV	DESCRIPTION	BY	CHKD	APPD	DATE
FEA	B	UPDATED TO SUIT NEW 3G SPEC.	TMR	Lak	Lak	29.06.00
FEA	1	FIRST ISSUE FOR 3G UPGRADE	JPW	PLOCK	PLOCK	30.05.00

3G UPGRADE

TITLE
GENERAL ARRANGEMENT
MATTHEWSGREEN
MATTHEWSGREEN FARM
WOKINGHAM, BERKS R014

DRAWING NUMBER 30/BRK0076/101

ISSUE B

orange
Hutchison Telecom

Tudor House
The Royals
55 Victoria Road
London
NW10 6ND
Tel 0181 963 4100
Fax 0181 963 4101

APPROVED

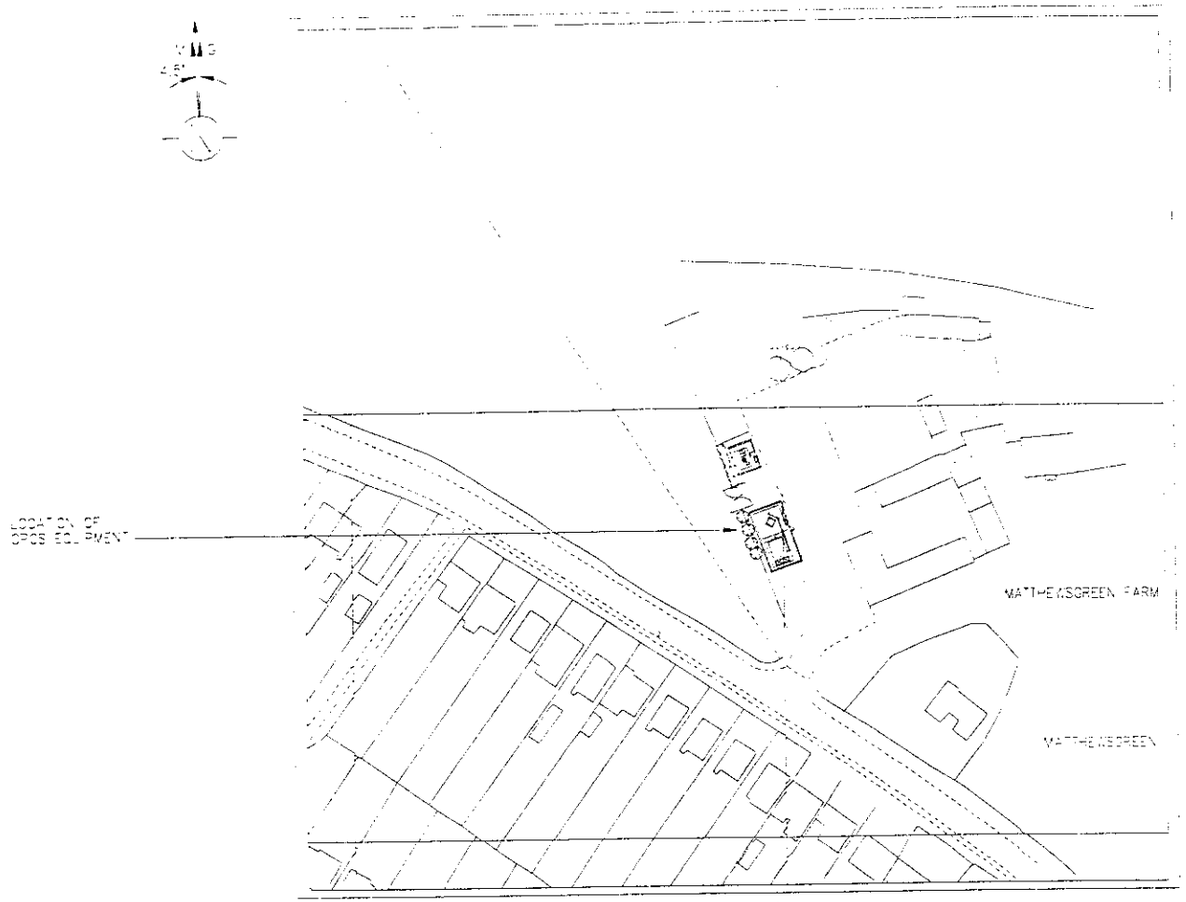

BLOCK PLAN
SCALE 1:250

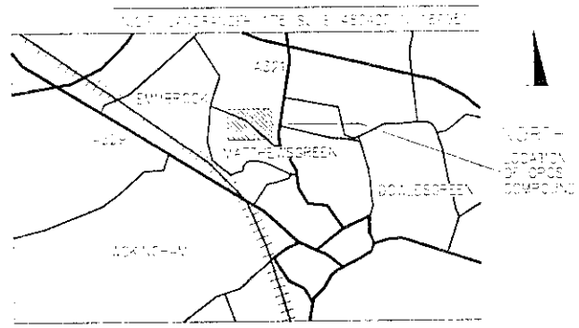

LOCATION PLAN SCALE 1:50000

DRAWING NUMBER 30/BRK0076/101

MANSELL SOUTHERN
ROMAN HOUSE NORTHWAY
WALWORTH INDUSTRIAL ESTATE
ANDOVER HAMPSHIRE SP10 5QD
TEL: 01264 333233 FAX: 01264 335577

SCOTT-WHITE & HOOKINS
CONSULTING ENGINEERS
ROMAN HOUSE NORTHWAY
WALWORTH INDUSTRIAL ESTATE
ANDOVER HAMPSHIRE SP10 5QD
TEL: 01264 335533 FAX: 01264 335577

THIS DRAWING DEVIATES FROM SPEC 252 YES NO

DEVIATIONS: -

STATUS	REV	DESCRIPTION	BY	CHKD	APPD	DATE
PEA	1	FIRST ISSUE FOR 3G UPGRADE	JPM	PLOCK	PLOCK	04.05.00

3G UPGRADE

TITLE
GENERAL ARRANGEMENT
MATTHEWSGREEN
SHIPLEY BRIDGE LANE
WEST SUSSEX, RH6 9TL R014

DRAWING NUMBER 30/BRK0076/101 ISSUE 1

orange

Hutchison Telecom

Tudor House
The Royals
55 Victoria Road
London
NW10 6ND
Tel 0181 963 4100
Fax 0181 963 4101

APPROVED

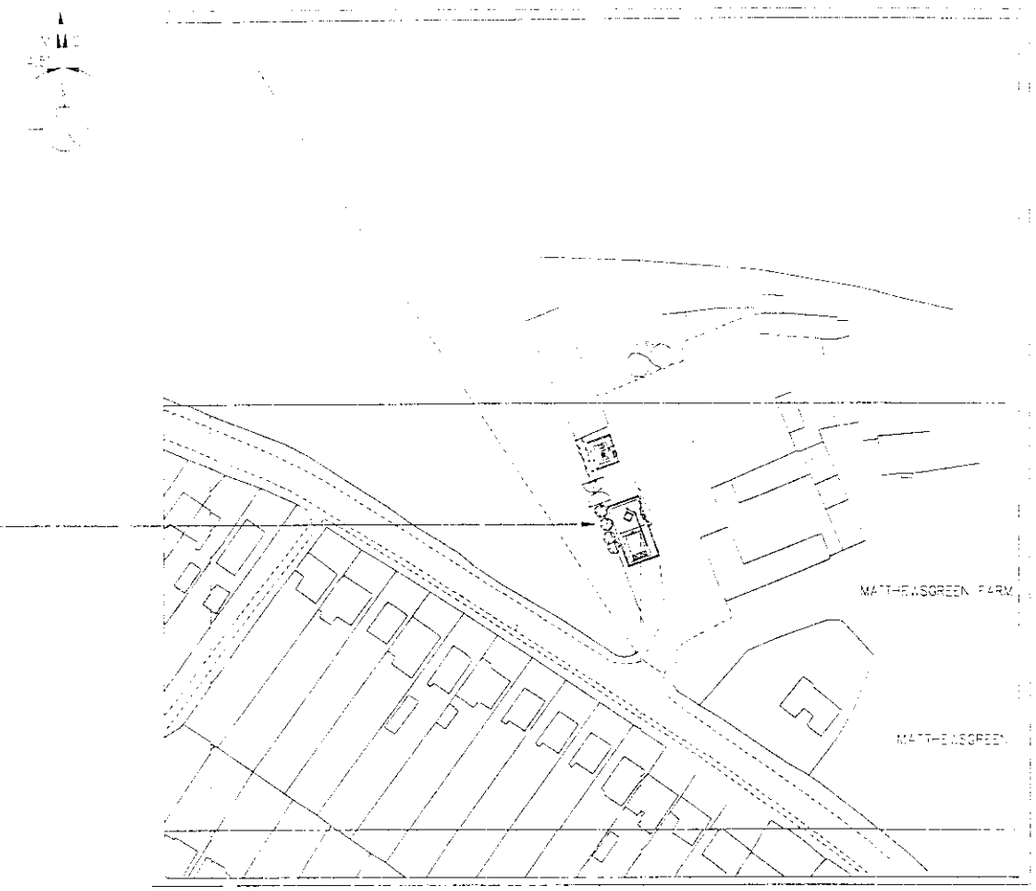

BLOCK PLAN
SCALE 1:250

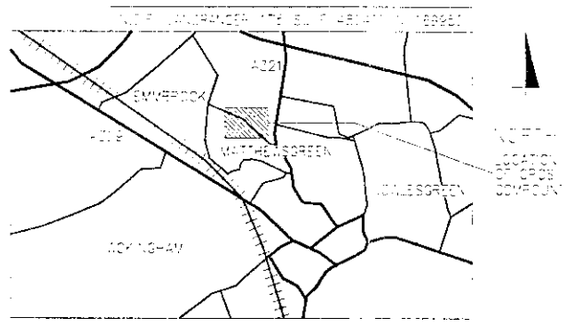

LOCATION PLAN SCALE 1:50000

DRAWING NUMBER 3C/BRK0076/101

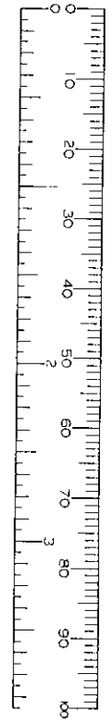

MANSELL SOUTHERN ROMAN HOUSE NORTHWAY WALWORTH INDUSTRIAL ESTATE ANDOVER HAMPSHIRE SP10 5QD TEL: 01264 333233 FAX: 01264 335577 SCOTT-WHITE & HOOKINS CONSULTING ENGINEERS ROMAN HOUSE NORTHWAY WALWORTH INDUSTRIAL ESTATE ANDOVER HAMPSHIRE SP10 5QD TEL: 01264 335533 FAX: 01264 335577	THIS DRAWING DEVIATES FROM SPEC 252 (X5) (X2) DEVIATIONS :- 1 2 3	FEA : FIRST ISSUE FOR 3G UPGRADE : JPW PLOCK/PLOCK 04.05.00 STATUS REV : DESCRIPTION : BY ICHKD'APPD : DATE
3G UPGRADE TITLE GENERAL ARRANGEMENT MATTHEWSGREEN SHIPLEY BRIDGE LANE WEST SUSSEX, RH6 9TL RO14 DRAWING NUMBER 3C/BRK0076/101 ISSUE 1	orange hutchison telecom	Tudor House The Royals 55 Victoria Road London NW10 6ND Tel 0181 963 4100 Fax 0181 963 4101

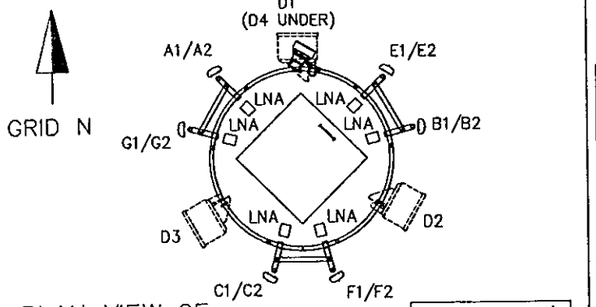

PLAN VIEW OF HEADFRAME
SCALE 1:100

NOTE: 24No LNA's TO BE MOUNTED ON HEADFRAME

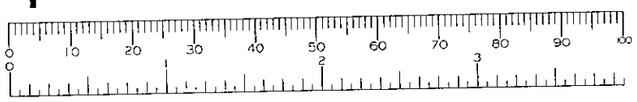

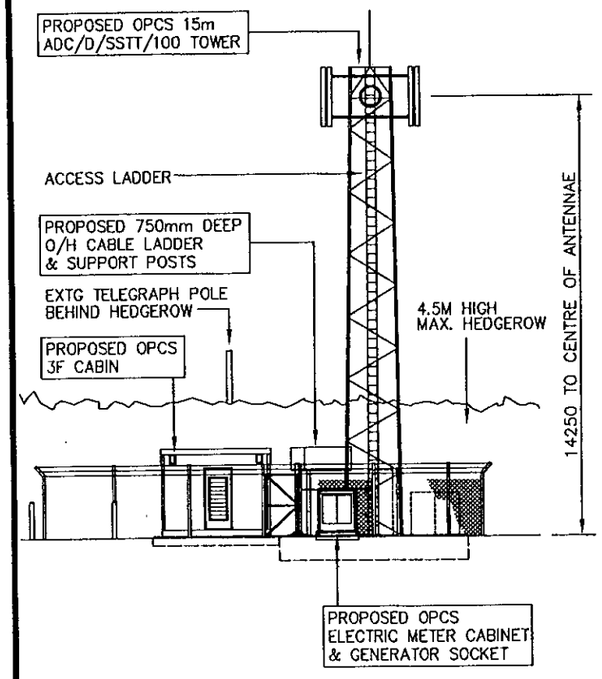

TOWER ELEVATION
SCALE 1:200

REFER TO ALAN DICK & COMPANY LIMITED REPORT REF: xxxxxx FOR ANY MASS CONC REQUIREMENTS UNDER BASS

NO GEOTECH REPORT RECEIVED

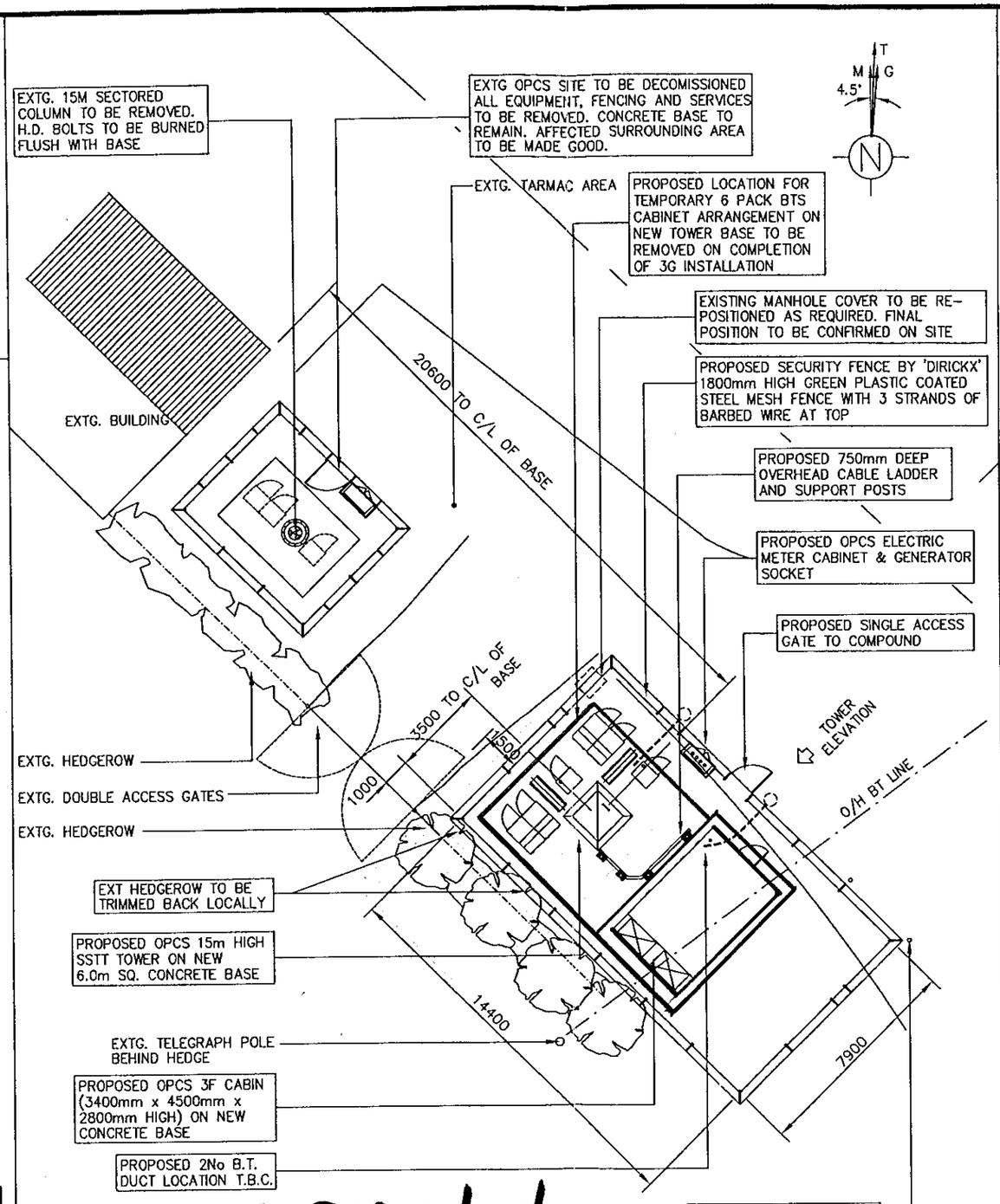

SITE PLAN
SCALE 1:200

superseded

FEEDER KEY							
TO:	QTY:	TYPE:	OUTER DIA.	MIN BEND RAD	LENGTH (mm)	COLOUR	NAME
A1/A2	4	LDF550	28mm	250mm	28000mm		
E1/E2	4	LDF550	28mm	250mm	28000mm		
B1/B2	4	LDF550	28mm	250mm	28000mm		
F1/F2	4	LDF550	28mm	250mm	28000mm		
C1/C2	4	LDF550	28mm	250mm	28000mm		
G1/G2	4	LDF550	28mm	250mm	28000mm		

13 JUN 2001 ★ 4207

NOTE: INFORMATION HELD ON IMS TAKES PRECEDENCE OVER ALL KEYS AND SCHEDULES SHOWN

INITIAL ANTENNA KEY						
ITEM	ANTENNAE REF	FUNCTION	TYPE/SECTOR	BEARING	HEIGHT TO CENTRE OF ANTENNAE FROM G/L	No OF LNA'S (R IF REMOTE)
1	A1	TX/RX	120° SECTOR A	0° EGN	16900mm	1
2	A2	RX	120° SECTOR A	0° EGN	16900mm	1
3	B1	TX/RX	120° SECTOR B	120° EGN	16900mm	1
4	B2	RX	120° SECTOR B	120° EGN	16900mm	1
5	C1	TX/RX	120° SECTOR C	240° EGN	16900mm	1
6	C2	RX	120° SECTOR C	240° EGN	16900mm	1
ITEM	DISH REF	FUNCTION	SIZE	BEARING	HEIGHT TO CENTRE OF DISH FROM G/L	REMOTE RFU (Y/N)
7	D1	–	600mm DIA	22.4° EGN	14500mm	N
8	D2	–	600mm DIA	90° EGN	TBA	N
9	D3	–	600mm DIA	180° EGN	TBA	N
10	D4	–	600mm DIA	270° EGN	TBA	N

FINAL ANTENNA KEY							
ITEM	ANTENNAE REF	FUNCTION	TYPE/SECTOR	BEARING	HEIGHT TO CENTRE OF ANTENNAE FROM G/L	DOWN TILT	LNA'S (R IF REMOTE)
1	A1/A2	TX/RX	DBDP – A	330° EGN	14250mm	10°	4
2	E1/E2	TX/RX	DBDP – E	30° EGN	14250mm	10°	4
3	B1/B2	TX/RX	DBDP – B	90° EGN	14250mm	10°	4
4	F1/F2	TX/RX	DBDP – F	150° EGN	14250mm	10°	4
5	C1/C2	TX/RX	DBDP – C	210° EGN	14250mm	10°	4
6	G1/G2	TX/RX	DBDP – G	270° EGN	14250mm	10°	4
7			FUTURE				
8			FUTURE				
9			FUTURE				
10			FUTURE				
11			FUTURE				
12			FUTURE				
ITEM	DISH REF	FUNCTION	SIZE	BEARING	HEIGHT TO CENTRE OF DISH FROM G/L	REMOTE RFU (Y/N)	
7	D1	–	600mm ø	22.4°EGN	14500mm	N	
8	D2	–	600mm ø	TBA	TBA	N	
9	D3	–	600mm ø	TBA	TBA	N	
10	D4	–	600mm ø	TBA	TBA	N	

REC SUPPLY REQUIRED FOR POWER

UPGRADE Nos	
AEW: 99084258	ENC: 99084256
TWR: 99084257	PLH: 99076342
PLH: 99084259	

DRAWING NUMBER 30/BRK0076/101

MANSELL SOUTHERN
ROMAN HOUSE NORTHWAY
WALWORTH INDUSTRIAL ESTATE
ANDOVER HAMPSHIRE SP10 5QD
TEL: 01264 333255 FAX: 01264 335577

SCOTT–WHITE & HOOKINS
CONSULTING ENGINEERS
ROMAN HOUSE NORTHWAY
WALWORTH INDUSTRIAL ESTATE
ANDOVER HAMPSHIRE SP10 5QD
TEL: 01264 335533 FAX: 01264 335577

THIS DRAWING DEVIATES FROM SPEC 252 (YES) (NO)

DEVIATIONS: –
1.
2.
3.
4.

STATUS	REV	DESCRIPTION	BY	CHKD	APPD	DATE
	D	CONSTRUCTION ISSUE	TMR	LOCK	LOCK	19.10.00
	C	COMPOUND LAYOUT MODIFIED	TMR	LOCK	LOCK	22.09.00
FEA	B	UPDATED TO SUIT NEW 3G SPEC.	TMR	LOCK	LOCK	29.06.00
FEA	1	FIRST ISSUE FOR 3G UPGRADE	JPW	LOCK	LOCK	30.05.00

3G UPGRADE

TITLE
GENERAL ARRANGEMENT
MATTHEWSGREEN
MATTHEWSGREEN FARM
WOKINGHAM, BERKS R014

DRAWING NUMBER 30/BRK0076/101

ISSUE D

orange
hutchison telecom

Tudor House
The Royals
55 Victoria Road
London
NW10 6ND
Tel 0181 963 4100
Fax 0181 963 4101